

Nottingham to Derby, Matlock, Stoke-on-Trent, Crewe, Birmingham, Cardiff and Bristol

Mondays to Fridays

Operator Days of operation/Notes 1st Class/Reservations/Bus/Ferry Catering facilities	EM A	EM	XC B 11◇	EM	EM C	XC ◇	EM D	EM	XC 11◇	EM E	EM	XC F 11◇	EM G	EM	XC H 11◇	XC ◇	EM D	EM
Grimsby Town (GMB)	d																	
Lincoln (LCN)	d																0609	
Newark Castle (NCT)	d																0638	
Nottingham (NOT)	8 d	0514			0553		0600	0610	0614				0639		0649		0704	0712
Beeston (BEE)	d	0519a			0559		0606	0615a	0621				0645		0655		0710	0717a
Attenborough (ATB)	d						0609								0659		0713	
Long Eaton (LGE)	d				0609	0613	0618		0631				0659	0707			0724	0732
Spondon (SPO)	d						0625		0639									0740
Derby (DBY)	6 a				0619	0623	0631		0645				0703	0708	0718		0734	0746
Derby (DBY)	6 d		0540	0610	0624		0638		0659	0649	0654	0659	0713		0721	0728	0738	0749
Duffield (DFI)	d		0547									0706						0756
Belper (BLP)	d		0552								0702a	0711						0801
Ambergate (AMB)	d		0557									0717						0807
Whatstandwell (WTS)	d		0602									0722						0812
Cromford (CMF)	d		0607									0727						0817
Matlock Bath (MTB)	d		0610									0730						0820
Matlock (MAT)	a		0613									0733						0823
Peartree (PEA)	d				0627										0724			
Tutbury & Hatton (TUT)	d				0639										0739c			
Uttoxeter (UTT)	d				0649										0749			
Blythe Bridge (BYB)	d				0703										0803			
Longton (LGN)	d				0709										0809			
Stoke-on-Trent (SOT)	d				0716										0817			
Longport (LPT)	d														0823			
Kids Grove (KDG)	d				0724										0829			
Alsager (ASG)	d				0729										0834			
Crewe (CRE)	10 a				0746										0846			
Willington (WIL)	d																0745	
Burton-on-Trent (BUT)	d		0620				0649						0723			0738	0752	
Tamworth (TAM)	d		0631				0700		0707				0734			0749	0803	
Wilnecote (WNE)	d						0704										0807	
Water Orton (WTO)	d																	
Birmingham New Street (BHM)	12 a		0652				0724		0726				0756			0806	0825	
University (UNI)	a								0736								0836	
Worcestershire Parkway (WOP)	a								0758								0858	
Ashchurch for Tewkesbury (ASC)	a																	
Cheltenham Spa (CNM)	a		0759						0814						0850	0914		
Gloucester (GCR)	7 a								0824								0926	
Lydney (LYD)	a																	
Chepstow (CPW)	a								0852								0953	
Newport (South Wales) (NWP)	a								0912								1010	
Cardiff Central (CDF)	7 a								0925								1025	
Bristol Parkway (BPW)	7 a			0829												0920		
Bristol Temple Meads (BRI)	10 a			0839												0931		

For the complete service between Lincoln and Nottingham see table 057

For the complete service between Stoke-on-Trent and Crewe see table 076

For the complete service between Water Orton and Birmingham see table 054

For the complete service between Birmingham and Cheltenham Spa/Cardiff/Bristol see table 132

NOTES (see introductory pages for explanation of train operator codes and standard symbols)

- a Arrival time
d Departure time
c Arrives 3 minutes earlier

- A From Derby to London St Pancras Intl
B To Plymouth
C From Leicester to Sheffield
D To London St Pancras Intl
E To Sheffield
F To Bournemouth
G From London St Pancras Intl to Sheffield
H From Leeds to Plymouth

Nottingham to Derby, Matlock, Stoke-on-Trent, Crewe, Birmingham, Cardiff and Bristol

Mondays to Fridays

Operator Days of operation/Notes 1st Class/Reservations/Bus/Ferry Catering facilities	XC J 1 ◇ ⚡	EM K	XC ◇	EM C ⚡	EM	XC L 1 ◇ ⚡	XC ◇	EM D ⚡	EM	XC J 1 ◇ ⚡	EM K	XC ◇	EM G ⚡	EM	XC M 1 ◇ ⚡	XC ◇	EM D ⚡	EM	
Grimsby Town (GMB)	d																	0720	
Lincoln (LCN)	d								0716									0817	
Newark Castle (NCT)	d				0701			0747						0801				0846	
Nottingham (NOT) 🚆 8	d		0726	0737		0751		0807	0812	0816		0830	0838		0853		0907	0912	0917
Beeston (BEE)	d		0732	0743		0757		0813	0817a	0822		0836	0844		0859		0913	0917a	0924
Attenborough (ATB)	d		0736a			0801						0840a			0903				
Long Eaton (LGE)	d			0752	0805	0809		0827		0831			0853	0901	0912		0927		0933
Spondon (SPO)	d									0839			0900						0940
Derby (DBY) 6	a			0803	0814	0820		0838		0845			0906	0910	0922		0937		0946
Derby (DBY) 6	d	0751		0806		0824	0829	0842		0849	0853		0910		0926	0931	0941		0949
Duffield (DFI)	d									0856									0956
Belper (BLP)	d									0901									1001
Ambergate (AMB)	d									0907									1007
Whatstandwell (WTS)	d									0912									1012
Cromford (CMF)	d									0917									1017
Matlock Bath (MTB)	d									0920									1020
Matlock (MAT)	a									0923									1023
Peartree (PEA)	d																		
Tutbury & Hatton (TUT)	d					0839									0939				
Uttoxeter (UTT)	d					0849									0949				
Blythe Bridge (BYB)	d					0903									1003				
Longton (LGN)	d					0909									1009				
Stoke-on-Trent (SOT)	d					0916									1016				
Longport (LPT)	d																		
Kidsgrove (KDG)	d					0924									1024				
Alsager (ASG)	d					0929									1029				
Crewe (CRE) 10	a					0946									1046				
Willington (WIL)	d																		
Burton-on-Trent (BUT)	d	0801		0818			0839	0853					0921			0941	0953		
Tamworth (TAM)	d	0812		0830			0850	0905					0932				1005		
Wilnecote (WNE)	d			0834									0936						
Water Orton (WTO)	d			0844															
Birmingham New Street (BHM) 🚆 12	a	0828		0855			0907	0924			0928		0955			1004	1026		
University (UNI)	a							0936									1036		
Worcestershire Parkway (WOP)	a							0958									1058		
Ashchurch for Tewkesbury (ASC)	a																		
Cheltenham Spa (CNM)	a						0950	1014								1050	1114		
Gloucester (GCR) 7	a							1026									1126		
Lydney (LYD)	a							1046											
Chepstow (CPW)	a																		
Newport (South Wales) (NWP)	a							1111									1153		
Cardiff Central (CDF) 7	a							1125									1212		
																	1226		
Bristol Parkway (BPW) 7	a						1020										1121		
Bristol Temple Meads (BRI) 10	a						1033										1131		

NOTES (see introductory pages for explanation of train operator codes and standard symbols)

- a** Arrival time
d Departure time

C From Leicester to Sheffield
D To London St Pancras Intl
G From London St Pancras Intl to Sheffield
J From Newcastle to Reading
K To Leicester
L From York to Plymouth
M From Newcastle to Plymouth

Nottingham to Derby, Matlock, Stoke-on-Trent, Crewe, Birmingham, Cardiff and Bristol

Mondays to Fridays

Operator Days of operation/Notes 1st Class/Reservations/Bus/Ferry Catering facilities	EM K	XC ◇	EM G ⚡	EM	XC N 1◇ ⚡	XC ◇	EM D ⚡	EM	XC J 1◇ ⚡	EM K	XC ◇	EM G ⚡	EM	XC P 1◇ ⚡	XC ◇	EM D ⚡	EM	EM K	
Grimsby Town (GMB)	d							0815											
Lincoln (LCN)	d			0837				0910					0942				1014		
Newark Castle (NCT)	d			0908				0939					1010				1045		
Nottingham (NOT) 🚆 8	d	0933	0941		0953		1007	1012	1017		1033	1041		1053		1107	1112	1117	1133
Beeston (BEE)	d	0939			0959		1013	1017a	1023		1039			1059		1113	1117a	1123	1139
Attenborough (ATB)	d	0943a			1003						1043a			1103				1143a	
Long Eaton (LGE)	d			1002	1011		1027		1033			1059	1111		1124		1133		
Spondon (SPO)	d								1041								1140		
Derby (DBY) 🚆 6	a		1002	1011	1022		1038		1047			1102	1108	1121		1135		1146	
Derby (DBY) 🚆 6	d		1007		1026	1031	1041		1049	1055		1108		1126	1131	1138		1148	
Duffield (DFI)	d								1056									1156	
Belper (BLP)	d								1101									1201	
Ambergate (AMB)	d								1107									1207	
Whatstandwell (WTS)	d								1112									1212	
Cromford (CMF)	d								1117									1217	
Matlock Bath (MTB)	d								1120									1220	
Matlock (MAT)	a								1123									1223	
Peartree (PEA)	d																		
Tutbury & Hatton (TUT)	d				1039								1139						
Utttoxeter (UTT)	d				1049								1149						
Blythe Bridge (BYB)	d				1103								1203						
Longton (LGN)	d				1109								1209						
Stoke-on-Trent (SOT)	d				1116								1216						
Longport (LPT)	d																		
Kidsgrove (KDG)	d				1124								1224						
Alsager (ASG)	d				1130								1229						
Crewe (CRE) 🚆 10	a				1146								1246						
Willington (WIL)	d		1014																
Burton-on-Trent (BUT)	d		1021				1052				1119				1150				
Tamworth (TAM)	d		1032			1049	1104				1130				1201				
Wilnecote (WNE)	d		1036								1134								
Water Orton (WTO)	d																		
Birmingham New Street (BHM) 🚆 12	a		1055			1106	1124		1127		1155			1204	1225				
University (UNI)	a						1136								1236				
Worcestershire Parkway (WOP)	a						1158								1258				
Ashchurch for Tewkesbury (ASC)	a																		
Cheltenham Spa (CNM)	a					1151	1214							1250	1314				
Gloucester (GCR) 🚆 7	a						1226								1326				
Lydney (LYD)	a														1346				
Chepstow (CPW)	a						1253												
Newport (South Wales) (NWP)	a						1311								1411				
Cardiff Central (CDF) 🚆 7	a						1325								1425				
Bristol Parkway (BPW) 🚆 7	a					1220								1321					
Bristol Temple Meads (BRI) 🚆 10	a					1232								1332					

NOTES (see introductory pages for explanation of train operator codes and standard symbols)

- a Arrival time
 d Departure time

 D To London St Pancras Intl
 G From London St Pancras Intl to Sheffield
 J From Newcastle to Reading
 K To Leicester
 N From Edinburgh to Plymouth
 P From Edinburgh to Penzance

Nottingham to Derby, Matlock, Stoke-on-Trent, Crewe, Birmingham, Cardiff and Bristol

Mondays to Fridays

Operator Days of operation/Notes 1st Class/Reservations/Bus/Ferry Catering facilities	XC ◇	EM G ⚡	EM	XC Q 1◇ ⚡	XC ◇	EM D ⚡	EM R	XC J 1◇ ⚡	EM K	XC ◇	EM G ⚡	EM	XC Q 1◇ ⚡	XC ◇	EM D ⚡	EM	EM K	XC ◇	
Grimsby Town (GMB)	d						1015												
Lincoln (LCN)	d		1042				1110					1142				1214			
Newark Castle (NCT)	d		1108				1139					1210				1245			
Nottingham (NOT) 🚌8	d	1141		1153		1207	1212	1217		1233	1241		1253		1307	1312	1317	1333	1341
Beeston (BEE)	d			1159		1213	1217a	1224		1239			1259		1313	1317a	1324	1339	
Attenborough (ATB)	d			1203						1243a			1303				1343a		
Long Eaton (LGE)	d		1159	1211		1224		1233			1258	1311		1325			1333		
Spondon (SPO)	d						1240										1340		
Derby (DBY) 🚌6	a	1202	1209	1221		1234		1246		1302	1307	1321		1336		1346		1402	
Derby (DBY) 🚌6	d	1209		1226	1231	1238		1249	1255	1310		1326	1330	1340		1349		1410	
Duffield (DFI)	d						1256									1356			
Belper (BLP)	d						1301									1401			
Ambergate (AMB)	d						1307									1407			
Whatstandwell (WTS)	d						1312									1412			
Cromford (CMF)	d						1317									1417			
Matlock Bath (MTB)	d						1320									1420			
Matlock (MAT)	a						1323									1423			
Peartree (PEA)	d																		
Tutbury & Hatton (TUT)	d			1239								1339							
Uttoxeter (UTT)	d			1249								1349							
Blythe Bridge (BYB)	d			1303								1403							
Longton (LGN)	d			1309								1408							
Stoke-on-Trent (SOT)	d			1316								1416							
Longport (LPT)	d																		
Kidsgrove (KDG)	d			1324								1424							
Alsager (ASG)	d			1329								1429							
Crewe (CRE) 🚌10	a			1346								1446							
Willington (WIL)	d									1317									
Burton-on-Trent (BUT)	d	1220			1251					1324			1340	1351				1421	
Tamworth (TAM)	d	1231		1249	1303					1335				1405				1432	
Wilnecote (WNE)	d	1235																1436	
Water Orton (WTO)	d																		
Birmingham New Street (BHM) 🚌12	a	1255		1306	1326			1328		1355			1404	1423				1455	
University (UNI)	a				1336											1436			
Worcestershire Parkway (WOP)	a				1358											1458			
Ashchurch for Tewkesbury (ASC)	a																		
Cheltenham Spa (CNM)	a			1350	1414								1450	1514					
Gloucester (GCR) 🚌7	a				1426											1526			
Lydney (LYD)	a																		
Chepstow (CPW)	a				1453											1553			
Newport (South Wales) (NWP)	a				1510											1610			
Cardiff Central (CDF) 🚌7	a				1525											1625			
Bristol Parkway (BPW) 🚌7	a			1420									1520						
Bristol Temple Meads (BRI) 🚌10	a			1432									1533						

NOTES (see introductory pages for explanation of train operator codes and standard symbols)

- a Arrival time
d Departure time
- D To London St Pancras Intl
G From London St Pancras Intl to Sheffield
J From Newcastle to Reading
K To Leicester
Q From Glasgow Central to Plymouth
R From Cleethorpes

Nottingham to Derby, Matlock, Stoke-on-Trent, Crewe, Birmingham, Cardiff and Bristol

Mondays to Fridays

Operator Days of operation/Notes 1st Class/Reservations/Bus/Ferry Catering facilities	EM G	EM	XC N 11	XC ◇	EM D	EM R	XC J 11	EM K	XC ◇	EM G	EM	XC S 11	XC ◇	EM D	EM	XC T 11	EM K	XC ◇
Grimsby Town (GMB)	d					1215												
Lincoln (LCN)	d	1242				1310					1342				1414			
Newark Castle (NCT)	d	1308				1339					1410				1445			
Nottingham (NOT)	8 d	1353		1407	1412	1417		1433	1441		1453		1507	1512	1517		1533	1541
Beeston (BEE)	d	1359		1413	1417a	1424		1439			1459		1513	1517a	1523		1539	
Attenborough (ATB)	d	1403						1443a			1503						1543a	
Long Eaton (LGE)	d	1359	1411		1424		1433			1500	1511		1524		1532			
Spondon (SPO)	d					1440									1540			
Derby (DBY)	6 a	1408	1421		1435	1446			1502	1509	1521		1535		1547			1602
Derby (DBY)	6 d		1426	1431	1439		1449	1453	1510		1526	1531	1538		1549	1557		1610
Duffield (DFI)	d					1456									1556			
Belper (BLP)	d					1501									1601			
Ambergate (AMB)	d					1507									1607			
Whatstandwell (WTS)	d					1512									1612			
Cromford (CMF)	d					1517									1617			
Matlock Bath (MTB)	d					1520									1620			
Matlock (MAT)	a					1523									1623			
Peartree (PEA)	d																	
Tutbury & Hatton (TUT)	d	1439									1539							
Uttoxeter (UTT)	d	1449									1549							
Blythe Bridge (BYB)	d	1503									1603							
Longton (LGN)	d	1509									1609							
Stoke-on-Trent (SOT)	d	1516									1616							
Longport (LPT)	d																	
Kidsgrove (KDG)	d	1524									1624							
Alsager (ASG)	d	1529									1629							
Crewe (CRE)	10 a	1546									1646							
Willington (WIL)	d								1518									
Burton-on-Trent (BUT)	d			1450					1524			1541	1550					1621
Tamworth (TAM)	d		1449	1502					1536				1602					1632
Wilnecote (WNE)	d																	1636
Water Orton (WTO)	d																	
Birmingham New Street (BHM)	12 a		1506	1523			1528		1600			1604	1624			1628		1657
University (UNI)	a			1536									1636					
Worcestershire Parkway (WOP)	a			1558									1658					
Ashchurch for Tewkesbury (ASC)	a												1708					
Cheltenham Spa (CNM)	a		1550	1615								1650	1718					
Gloucester (GCR)	7 a			1626									1727					
Lydney (LYD)	a			1646									1748					
Chepstow (CPW)	a			1655									1757					
Newport (South Wales) (NWP)	a			1712									1815					
Cardiff Central (CDF)	7 a			1726									1829					
Bristol Parkway (BPW)	7 a		1620									1721						
Bristol Temple Meads (BRI)	10 a		1631									1731						

NOTES (see introductory pages for explanation of train operator codes and standard symbols)

- a Arrival time
d Departure time
- D To London St Pancras Intl
G From London St Pancras Intl to Sheffield
J From Newcastle to Reading
K To Leicester
N From Edinburgh to Plymouth
R From Cleethorpes
S From Aberdeen to Plymouth
T From York to Reading

Nottingham to Derby, Matlock, Stoke-on-Trent, Crewe, Birmingham, Cardiff and Bristol

Mondays to Fridays

Operator Days of operation/Notes 1st Class/Reservations/Bus/Ferry Catering facilities	EM G	EM	XC N 11	XC ◇	EM D	EM R	XC J 11	EM K	XC ◇	EM G	EM	XC N 11	XC U 11	XC ◇	EM D	EM	XC T 11	EM K
Grimsby Town (GMB)	d					1415												
Lincoln (LCN)	d	1442				1510					1540					1614		
Newark Castle (NCT)	d	1508				1539					1610					1645		
Nottingham (NOT)	8 d	1553		1607	1612	1617		1633	1641		1653			1707	1712	1717		1733
Beeston (BEE)	d	1559		1613	1617a	1623		1639			1659			1713	1717a	1724		1739
Attenborough (ATB)	d	1603						1643a			1703							1743a
Long Eaton (LGE)	d	1559	1611		1624		1632			1659	1711			1724		1733		
Spondon (SPO)	d					1640										1740		
Derby (DBY)	6 a	1608	1621		1635	1646			1703	1709	1721			1735		1746		
Derby (DBY)	6 d		1626	1631	1638		1649	1653		1709		1726	1731	1739		1749	1753	
Duffield (DFI)	d					1656										1756		
Belper (BLP)	d					1701										1801		
Ambergate (AMB)	d					1707										1807		
Whatstandwell (WTS)	d					1712										1812		
Cromford (CMF)	d					1717										1817		
Matlock Bath (MTB)	d					1720										1820		
Matlock (MAT)	a					1723										1823		
Peartree (PEA)	d																	
Tutbury & Hatton (TUT)	d		1639								1739							
Uttoxeter (UTT)	d		1649								1749							
Blythe Bridge (BYB)	d		1703								1803							
Longton (LGN)	d		1709								1809							
Stoke-on-Trent (SOT)	d		1716								1816							
Longport (LPT)	d																	
Kidsgrove (KDG)	d		1724								1824							
Alsager (ASG)	d		1729								1829							
Crewe (CRE)	10 a		1746								1846							
Willington (WIL)	d								1716									
Burton-on-Trent (BUT)	d			1650					1723				1741	1750			1803	
Tamworth (TAM)	d		1649	1703					1734					1801				
Wilnecote (WNE)	d								1738									
Water Orton (WTO)	d													1812				
Birmingham New Street (BHM)	12 a		1706	1724			1727		1756				1807	1823			1826	
University (UNI)	a			1736										1836				
Worcestershire Parkway (WOP)	a			1758										1858				
Ashchurch for Tewkesbury (ASC)	a			1808														
Cheltenham Spa (CNM)	a		1750	1818									1850	1914				
Gloucester (GCR)	7 a			1827									1900	1924				
Lydney (LYD)	a																	
Chepstow (CPW)	a																	
Newport (South Wales) (NWP)	a			1912										1952				
Cardiff Central (CDF)	7 a			1926										2006				
Bristol Parkway (BPW)	7 a		1820										1933					
Bristol Temple Meads (BRI)	10 a		1837										1945					

NOTES (see introductory pages for explanation of train operator codes and standard symbols)

- a Arrival time
d Departure time
- D To London St Pancras Intl
G From London St Pancras Intl to Sheffield
J From Newcastle to Reading
K To Leicester
N From Edinburgh to Plymouth
R From Cleethorpes
T From York to Reading
U From Edinburgh

Nottingham to Derby, Matlock, Stoke-on-Trent, Crewe, Birmingham, Cardiff and Bristol

Mondays to Fridays

Operator Days of operation/Notes 1st Class/Reservations/Bus/Ferry Catering facilities	XC ◇	EM G ⚡	EM	XC N 1 ◇ ⚡	XC ◇	EM D ⚡	EM R	XC V 1 ◇ ⚡	EM K	XC ◇	EM G ⚡	EM	XC N 1 ◇ ⚡	XC FO W ◇	XC FX W ◇	EM D ⚡	EM	EM K
Grimsby Town (GMB)	d						1615											
Lincoln (LCN)	d		1640				1714					1740					1808	
Newark Castle (NCT)	d		1708				1745					1808					1839	
Nottingham (NOT)	8 d	1741		1753		1805	1810	1817		1834	1845		1853	1908	1908	1912	1917	1930
Beeston (BEE)	d			1759		1811	1815a	1823		1840			1859	1914	1914	1918a	1923	1936
Attenborough (ATB)	d			1803						1844a			1903					1940a
Long Eaton (LGE)	d	1753	1805	1811		1820		1833				1903	1912	1928	1928		1933	
Spondon (SPO)	d	1800						1840									1941	
Derby (DBY)	6 a	1806	1814	1821		1831		1846		1909	1912	1922		1938	1938		1947	
Derby (DBY)	6 d	1809		1826	1831	1839		1849	1853		1912		1926	1931	1943	1943	1949	
Duffield (DFI)	d							1856									1956	
Belper (BLP)	d							1901									2001	
Ambergate (AMB)	d							1907									2007	
Whatstandwell (WTS)	d							1912									2012	
Cromford (CMF)	d							1917									2017	
Matlock Bath (MTB)	d							1920									2020	
Matlock (MAT)	a							1923									2023	
Peartree (PEA)	d																	
Tutbury & Hatton (TUT)	d			1839									1939					
Utttoxeter (UTT)	d			1849									1949					
Blythe Bridge (BYB)	d			1903									2003					
Longton (LGN)	d			1909									2009					
Stoke-on-Trent (SOT)	d			1916									2016					
Longport (LPT)	d																	
Kidsgrove (KDG)	d			1924									2024					
Alsager (ASG)	d			1929									2029					
Crewe (CRE)	10 a			1946									2046					
Willington (WIL)	d	1816																
Burton-on-Trent (BUT)	d	1823				1850				1923				1942	1954	1954		
Tamworth (TAM)	d	1834			1849	1902				1935				2006	2006			
Wilnecote (WNE)	d									1939								
Water Orton (WTO)	d																	
Birmingham New Street (BHM)	12 a	1855			1907	1924			1931		1956			2007	2024	2024		
University (UNI)	a					1936									2036	2036		
Worcestershire Parkway (WOP)	a					1958									2058	2058		
Ashchurch for Tewkesbury (ASC)	a																	
Cheltenham Spa (CNM)	a				1951	2014							2050	2114	2114			
Gloucester (GCR)	7 a					2023								2124	2124			
Lydney (LYD)	a													2144	2144			
Chepstow (CPW)	a													2153	2153			
Newport (South Wales) (NWP)	a					2108								2215	2216			
Cardiff Central (CDF)	7 a					2126								2229	2235			
Bristol Parkway (BPW)	7 a				2021								2121					
Bristol Temple Meads (BRI)	10 a				2032								2136					

NOTES (see introductory pages for explanation of train operator codes and standard symbols)

- a Arrival time
d Departure time
- D To London St Pancras Intl
G From London St Pancras Intl to Sheffield
K To Leicester
N From Edinburgh to Plymouth
R From Cleethorpes
V From Newcastle
W Also calls at Caldicot 2201 and Severn Tunnel Jn 2204

- FO Fridays only
FX Not Fridays

Nottingham to Derby, Matlock, Stoke-on-Trent, Crewe, Birmingham, Cardiff and Bristol

Mondays to Fridays

Operator Days of operation/Notes 1st Class/Reservations/Bus/Ferry Catering facilities	XC ◇	EM G ⚡	EM	XC U 1◇ ⚡	EM D ⚡	EM R	XC V 1◇ ⚡	XC ◇	EM G ⚡	EM D ⚡	EM	XC U 1◇ ⚡	EM K	EM	XC ◇	EM G ⚡	EM D ⚡	EM K	
Grimsby Town (GMB)	d					1815													
Lincoln (LCN)	d					1914								2014					
Newark Castle (NCT)	d					1944								2044					
Nottingham (NOT)	8 d	1935		1953		2012	2017		2041		2048	2053		2107	2118	2136		2142	2146
Beeston (BEE)	d	1942		1959		2017a	2024		2047		2053a	2059		2113	2125	2142		2147a	2152
Attenborough (ATB)	d			2003										2117a		2145			2156a
Long Eaton (LGE)	d	1951	2005	2011			2033		2056	2103		2110			2134	2153	2159		
Spondon (SPO)	d					2040						2117				2200			
Derby (DBY)	6 a	2002	2014	2021		2046			2106	2112		2123			2144	2206	2210		
Derby (DBY)	6 d	2010		2026	2031		2048	2053	2110			2140	2131		2148	2210			
Duffield (DFI)	d					2056						2147							
Belper (BLP)	d					2101						2152							
Ambergate (AMB)	d					2107						2158							
Whatstandwell (WTS)	d					2112						2203							
Cromford (CMF)	d					2117						2208							
Matlock Bath (MTB)	d					2120						2211							
Matlock (MAT)	a					2123						2214							
Peartree (PEA)	d																		
Tutbury & Hatton (TUT)	d			2039											2200				
Utttoxeter (UTT)	d			2049											2210				
Blythe Bridge (BYB)	d			2103											2224				
Longton (LGN)	d			2109											2230				
Stoke-on-Trent (SOT)	d			2116											2237				
Longport (LPT)	d			2122															
Kidsgrove (KDG)	d			2129											2245				
Alsager (ASG)	d			2134											2250				
Crewe (CRE)	10 a			2144											2258				
Willington (WIL)	d								2117										
Burton-on-Trent (BUT)	d	2021							2124					2141			2221		
Tamworth (TAM)	d	2032			2049				2135					2152			2232		
Wilnecote (WNE)	d	2036							2139								2236		
Water Orton (WTO)	d																		
Birmingham New Street (BHM)	12 a	2055			2107			2126	2158					2209			2301		
University (UNI)	a																		
Worcestershire Parkway (WOP)	a																		
Ashchurch for Tewkesbury (ASC)	a																		
Cheltenham Spa (CNM)	a				2150							2250							
Gloucester (GCR)	7 a				2200														
Lydney (LYD)	a																		
Chepstow (CPW)	a																		
Newport (South Wales) (NWP)	a																		
Cardiff Central (CDF)	7 a																		
Bristol Parkway (BPW)	7 a				2231									2320					
Bristol Temple Meads (BRI)	10 a				2242									2334					

NOTES (see introductory pages for explanation of train operator codes and standard symbols)

- a** Arrival time
d Departure time

D To London St Pancras Intl
G From London St Pancras Intl to Sheffield
K To Leicester
R From Cleethorpes
U From Edinburgh
V From Newcastle

Nottingham to Derby, Matlock, Stoke-on-Trent, Crewe, Birmingham, Cardiff and Bristol

Mondays to Fridays

Operator Days of operation/Notes 1st Class/Reservations/Bus/Ferry Catering facilities	EM	XC U 1◇ ⚡	EM G ⚡	EM X	EM K	EM G ⚡	EM	EM TSM Y ⚡
Grimsby Town (GMB)	d							
Lincoln (LCN)	d							
Newark Castle (NCT)	d							
Nottingham (NOT)	8 d	2209		2304	2320		2350	
Beeston (BEE)	d	2215			2326a		2356	
Attenborough (ATB)	d	2219					2359	
Long Eaton (LGE)	d	2227		2300	2316	2359	0008	0156
Spondon (SPO)	d							
Derby (DBY)	6 a	2238		2309	2326	0008	0018	0205
Derby (DBY)	6 d	2241	2250					
Duffield (DFI)	d	2248						
Belper (BLP)	d	2253						
Ambergate (AMB)	d	2259						
Whatstandwell (WTS)	d	2304						
Cromford (CMF)	d	2309						
Matlock Bath (MTB)	d	2312						
Matlock (MAT)	a	2315						
Peartree (PEA)	d							
Tutbury & Hatton (TUT)	d							
Utttoxeter (UTT)	d							
Blythe Bridge (BYB)	d							
Longton (LGN)	d							
Stoke-on-Trent (SOT)	d							
Longport (LPT)	d							
Kidsgrove (KDG)	d							
Alsager (ASG)	d							
Crewe (CRE)	10 a							
Willington (WIL)	d							
Burton-on-Trent (BUT)	d	2300						
Tamworth (TAM)	d	2310						
Wilnecote (WNE)	d							
Water Orton (WTO)	d							
Birmingham New Street (BHM)	12 a	2328						
University (UNI)	a							
Worcestershire Parkway (WOP)	a							
Ashchurch for Tewkesbury (ASC)	a							
Cheltenham Spa (CNM)	a							
Gloucester (GCR)	7 a							
Lydney (LYD)	a							
Chepstow (CPW)	a							
Newport (South Wales) (NWP)	a							
Cardiff Central (CDF)	7 a							
Bristol Parkway (BPW)	7 a							
Bristol Temple Meads (BRI)	10 a							

NOTES (see introductory pages for explanation of train operator codes and standard symbols)

- a Arrival time
d Departure time
- G From London St Pancras Intl to Sheffield
K To Leicester
U From Edinburgh
X From Norwich
Y From London St Pancras Intl

TSM Tuesday to Saturday mornings

Nottingham to Derby, Matlock, Stoke-on-Trent, Crewe, Birmingham, Cardiff and Bristol

Saturdays

Operator Days of operation/Notes 1st Class/Reservations/Bus/Ferry Catering facilities	EM	XC A 1◇ ⚡	EM	EM B ⚡	XC ◇	EM C ⚡	XC D 1◇ ⚡	EM E ⚡	EM	XC F 1◇ ⚡	EM G ⚡	EM	XC H 1◇ ⚡	XC ◇	EM C ⚡	EM	XC J 1◇ ⚡
Grimsby Town (GMB)	d																
Lincoln (LCN)	d															0616	
Newark Castle (NCT)	d															0648	
Nottingham (NOT)	8 d		0550		0600	0612			0617	0641		0649		0706	0712	0717	
Beeston (BEE)	d		0556		0606	0617a			0623	0647		0655		0712	0717a	0723	
Attenborough (ATB)	d				0609				0627			0659					
Long Eaton (LGE)	d		0605	0613	0617				0636		0700	0707		0721		0733	
Spondon (SPO)	d				0624				0644							0740	
Derby (DBY)	6 a		0617	0623	0631				0650	0703	0709	0718		0731		0747	
Derby (DBY)	6 d	0540	0610	0624		0637		0650	0653	0657	0713		0721	0728	0736	0749	0751
Duffield (DFI)	d	0547							0704							0756	
Belper (BLP)	d	0552						0700a	0709							0801	
Ambergate (AMB)	d	0557							0715							0807	
Whatstandwell (WTS)	d	0602							0720							0812	
Cromford (CMF)	d	0607							0725							0817	
Matlock Bath (MTB)	d	0610							0728							0820	
Matlock (MAT)	a	0613							0731							0823	
Peartree (PEA)	d			0627								0724					
Tutbury & Hatton (TUT)	d			0639								0739c					
Utttoxeter (UTT)	d			0649								0749					
Blythe Bridge (BYB)	d			0703								0803					
Longton (LGN)	d			0709								0809					
Stoke-on-Trent (SOT)	d			0716								0817					
Longport (LPT)	d											0823					
Kidsgrove (KDG)	d			0724								0829					
Alsager (ASG)	d			0729								0834					
Crewe (CRE)	10 a			0746								0846					
Willington (WIL)	d													0743			
Burton-on-Trent (BUT)	d		0620		0649		0700			0723			0738	0750			0801
Tamworth (TAM)	d		0630		0702		0711			0734			0749	0803			0812
Wilnecote (WNE)	d				0706									0807			
Water Orton (WTO)	d																
Birmingham New Street (BHM)	12 a		0648		0725		0728			0756			0806	0824			0828
University (UNI)	a				0736									0836			
Worcestershire Parkway (WOP)	a				0758									0858			
Ashchurch for Tewkesbury (ASC)	a																
Cheltenham Spa (CNM)	a		0750		0814							0850	0914				
Gloucester (GCR)	7 a				0824									0926			
Lydney (LYD)	a																
Chepstow (CPW)	a				0853									0953			
Newport (South Wales) (NWP)	a				0910									1011			
Cardiff Central (CDF)	7 a				0926									1025			
Bristol Parkway (BPW)	7 a		0820										0920				
Bristol Temple Meads (BRI)	10 a		0832										0931				

NOTES (see introductory pages for explanation of train operator codes and standard symbols)

- a Arrival time
d Departure time
c Arrives 3 minutes earlier

- A To Plymouth
B From Leicester to Sheffield
C To London St Pancras Intl
D To Reading
E To Sheffield
F To Bournemouth
G From London St Pancras Intl to Sheffield
H From Leeds to Plymouth
J From York to Reading

Nottingham to Derby, Matlock, Stoke-on-Trent, Crewe, Birmingham, Cardiff and Bristol

Saturdays

Operator Days of operation/Notes 1st Class/Reservations/Bus/Ferry Catering facilities	EM K	XC ◇	EM G ⚡	EM	XC L 1◇ ⚡	XC ◇	EM C ⚡	EM	XC M 1◇ ⚡	EM K	XC ◇	EM G ⚡	EM	XC N 1◇ ⚡	XC ◇	EM C ⚡	EM	
Grimsby Town (GMB)	d																0720	
Lincoln (LCN)	d							0716					0750				0817	
Newark Castle (NCT)	d			0701				0747					0819				0846	
Nottingham (NOT) 🚆 8	d	0730	0737		0751		0807	0812	0816		0833	0841		0853		0907	0912	0917
Beeston (BEE)	d	0736	0743		0757		0813	0817a	0822		0839			0859		0913	0917a	0924
Attenborough (ATB)	d	0740a			0801						0843a			0903				
Long Eaton (LGE)	d		0752	0757	0809		0826		0831			0859	0911		0924		0933	
Spondon (SPO)	d								0839								0940	
Derby (DBY) 6	a		0802	0806	0819		0837		0846			0859	0905	0908	0921		0935	0946
Derby (DBY) 6	d		0806		0823	0828	0840		0849	0853		0910		0926	0931	0938		0949
Duffield (DFI)	d								0856									0956
Belper (BLP)	d								0901									1001
Ambergate (AMB)	d								0907									1007
Whatstandwell (WTS)	d								0912									1012
Cromford (CMF)	d								0917									1017
Matlock Bath (MTB)	d								0920									1020
Matlock (MAT)	a								0923									1023
Pearlree (PEA)	d																	
Tutbury & Hatton (TUT)	d				0839c									0939				
Uttoxeter (UTT)	d				0849									0949				
Blythe Bridge (BYB)	d				0903									1003				
Longton (LGN)	d				0909									1009				
Stoke-on-Trent (SOT)	d				0916									1016				
Longport (LPT)	d																	
Kidsgrove (KDG)	d				0924									1024				
Alsager (ASG)	d				0929									1029				
Crewe (CRE) 10	a				0946									1046				
Willington (WIL)	d																	
Burton-on-Trent (BUT)	d		0818			0838	0851					0921			0941	0950		
Tamworth (TAM)	d		0830			0849	0903					0932			1003			
Wilnecote (WNE)	d		0834									0936						
Water Orton (WTO)	d		0844															
Birmingham New Street (BHM) 🚆 12	a		0855			0905	0923		0927		0955			1004	1024			
University (UNI)	a						0936									1036		
Worcestershire Parkway (WOP)	a						0958									1058		
Ashchurch for Tewkesbury (ASC)	a																	
Cheltenham Spa (CNM)	a				0950	1014								1050	1114			
Gloucester (GCR) 7	a					1026									1126			
Lydney (LYD)	a					1046												
Chepstow (CPW)	a															1153		
Newport (South Wales) (NWP)	a						1111									1212		
Cardiff Central (CDF) 7	a						1125									1226		
Bristol Parkway (BPW) 7	a					1020										1121		
Bristol Temple Meads (BRI) 10	a					1036										1134		

NOTES (see introductory pages for explanation of train operator codes and standard symbols)

- a Arrival time
d Departure time
c Arrives 3 minutes earlier

- C To London St Pancras Intl
G From London St Pancras Intl to Sheffield
K To Leicester
L From York to Plymouth
M From Newcastle to Reading
N From Newcastle to Plymouth

Nottingham to Derby, Matlock, Stoke-on-Trent, Crewe, Birmingham, Cardiff and Bristol

Saturdays

Operator Days of operation/Notes 1st Class/Reservations/Bus/Ferry Catering facilities	XC D 11	EM K	XC ◇	EM G	EM	XC P 11	XC ◇	EM C	EM Q	XC M 11	EM K	XC ◇	EM G	EM	XC R 11	XC ◇	EM C
Grimsby Town (GMB)	d								0815								
Lincoln (LCN)	d				0837				0910					0942			
Newark Castle (NCT)	d				0908				0939					1010			
Nottingham (NOT)	8 d		0933	0941	0953		1007	1012	1017		1033	1041		1053		1107	1112
Beeston (BEE)	d		0939		0959		1013	1017a	1024		1039			1059		1113	1117a
Attenborough (ATB)	d		0943a		1003						1043a			1103			
Long Eaton (LGE)	d			0959	1011		1024		1033				1059	1111		1124	
Spondon (SPO)	d								1040								
Derby (DBY)	6 a		1002	1008	1021		1034		1046			1102	1108	1121		1135	
Derby (DBY)	6 d	0957	1007		1026	1031	1041		1049	1053		1108		1126	1131	1138	
Duffield (DFI)	d								1056								
Belper (BLP)	d								1101								
Ambergate (AMB)	d								1107								
Whatstandwell (WTS)	d								1112								
Cromford (CMF)	d								1117								
Matlock Bath (MTB)	d								1120								
Matlock (MAT)	a								1123								
Peartree (PEA)	d																
Tutbury & Hatton (TUT)	d				1039									1139			
Uttoxeter (UTT)	d				1049									1149			
Blythe Bridge (BYB)	d				1103									1203			
Longton (LGN)	d				1109									1209			
Stoke-on-Trent (SOT)	d				1116									1216			
Longport (LPT)	d																
Kidsgrove (KDG)	d				1124									1224			
Alsager (ASG)	d				1129									1229			
Crewe (CRE)	10 a				1146									1246			
Willington (WIL)	d		1014														
Burton-on-Trent (BUT)	d		1021				1053					1119			1141	1150	
Tamworth (TAM)	d		1032			1049	1104					1131				1202	
Wilnecote (WNE)	d		1036									1135					
Water Orton (WTO)	d																
Birmingham New Street (BHM)	12 a	1027	1055			1106	1124			1127		1155			1207	1223	
University (UNI)	a						1136									1236	
Worcestershire Parkway (WOP)	a						1158									1258	
Ashchurch for Tewkesbury (ASC)	a																
Cheltenham Spa (CNM)	a					1150	1214								1250	1314	
Gloucester (GCR)	7 a						1226									1326	
Lydney (LYD)	a															1346	
Chepstow (CPW)	a						1253										
Newport (South Wales) (NWP)	a						1310									1411	
Cardiff Central (CDF)	7 a						1325									1425	
Bristol Parkway (BPW)	7 a					1221									1320		
Bristol Temple Meads (BRI)	10 a					1235									1332		

NOTES (see introductory pages for explanation of train operator codes and standard symbols)

- a Arrival time
 d Departure time

 C To London St Pancras Intl
 D To Reading
 G From London St Pancras Intl to Sheffield
 K To Leicester
 M From Newcastle to Reading
 P From Edinburgh to Plymouth
 Q From Cleethorpes
 R From Edinburgh to Penzance

Nottingham to Derby, Matlock, Stoke-on-Trent, Crewe, Birmingham, Cardiff and Bristol

Saturdays

Operator Days of operation/Notes 1st Class/Reservations/Bus/Ferry Catering facilities	EM	EM K	XC ◇	EM G	EM	XC S 11◇	XC ◇	EM C	EM Q	XC M 11◇	EM K	XC ◇	EM G	EM	XC S 11◇	XC ◇	EM C
Grimsby Town (GMB)	d								1015								
Lincoln (LCN)	d	1014			1042				1110					1142			
Newark Castle (NCT)	d	1045			1108				1139					1210			
Nottingham (NOT)	8 d	1117	1133	1141	1153		1207	1212	1217		1233	1241		1253		1307	1312
Beeston (BEE)	d	1123	1139		1159		1213	1217a	1224		1239			1259		1313	1317a
Attenborough (ATB)	d		1143a		1203						1243a			1303			
Long Eaton (LGE)	d	1132		1159	1211		1224		1233				1259	1311		1324	
Spondon (SPO)	d	1140							1240								
Derby (DBY)	6 a	1146		1202	1208	1221		1235	1246			1302	1308	1321		1335	
Derby (DBY)	6 d	1149		1210		1226	1231	1241	1249	1253		1310		1326	1331	1338	
Duffield (DFI)	d	1156							1256								
Belper (BLP)	d	1201							1301								
Ambergate (AMB)	d	1207							1307								
Whatstandwell (WTS)	d	1212							1312								
Cromford (CMF)	d	1217							1317								
Matlock Bath (MTB)	d	1220							1320								
Matlock (MAT)	a	1223							1323								
Peartree (PEA)	d																
Tutbury & Hatton (TUT)	d				1239									1339			
Uttoxeter (UTT)	d				1249									1349			
Blythe Bridge (BYB)	d				1303									1403			
Longton (LGN)	d				1309									1409			
Stoke-on-Trent (SOT)	d				1316									1416			
Longport (LPT)	d																
Kidsgrove (KDG)	d				1324									1424			
Alsager (ASG)	d				1329									1429			
Crewe (CRE)	10 a				1346									1446			
Willington (WIL)	d											1317					
Burton-on-Trent (BUT)	d			1221								1324			1341	1350	
Tamworth (TAM)	d			1232		1250	1252	1303				1335				1403	
Wilnecote (WNE)	d			1236													
Water Orton (WTO)	d																
Birmingham New Street (BHM)	12 a			1255		1306	1324			1328		1355			1404	1425	
University (UNI)	a						1336									1436	
Worcestershire Parkway (WOP)	a						1358									1458	
Ashchurch for Tewkesbury (ASC)	a																
Cheltenham Spa (CNM)	a					1350	1414								1450	1514	
Gloucester (GCR)	7 a						1426									1526	
Lydney (LYD)	a																
Chepstow (CPW)	a							1453								1553	
Newport (South Wales) (NWP)	a							1510								1611	
Cardiff Central (CDF)	7 a							1525								1625	
Bristol Parkway (BPW)	7 a					1420									1520		
Bristol Temple Meads (BRI)	10 a					1435									1536		

NOTES (see introductory pages for explanation of train operator codes and standard symbols)

- a Arrival time
d Departure time
- C To London St Pancras Intl
G From London St Pancras Intl to Sheffield
K To Leicester
M From Newcastle to Reading
Q From Cleethorpes
S From Glasgow Central to Plymouth

Nottingham to Derby, Matlock, Stoke-on-Trent, Crewe, Birmingham, Cardiff and Bristol

Saturdays

Operator Days of operation/Notes 1st Class/Reservations/Bus/Ferry Catering facilities	EM	EM K	XC ◇	EM G	EM	XC P ◇	XC ◇	EM C	EM Q	XC M ◇	EM K	XC ◇	EM G	EM	XC T ◇	XC ◇	EM C
Grimsby Town (GMB)	d								1215								
Lincoln (LCN)	d	1214			1242				1310					1342			
Newark Castle (NCT)	d	1245			1308				1339					1410			
Nottingham (NOT)	8 d	1317	1333	1341	1353		1407	1412	1417		1433	1441		1453		1507	1512
Beeston (BEE)	d	1324	1339		1359		1413	1417a	1424		1439			1459		1513	1517a
Attenborough (ATB)	d		1343a		1403						1443a			1503			
Long Eaton (LGE)	d	1333			1359	1411		1424		1433			1459	1511		1524	
Spondon (SPO)	d	1340								1440							
Derby (DBY)	6 a	1346		1402	1408	1421		1435	1446			1502	1508	1521		1534	
Derby (DBY)	6 d	1349		1410		1426	1431	1438	1448	1453		1510		1526	1531	1540	
Duffield (DFI)	d	1356							1456								
Belper (BLP)	d	1401							1501								
Ambergate (AMB)	d	1407							1507								
Whatstandwell (WTS)	d	1412							1512								
Cromford (CMF)	d	1417							1517								
Matlock Bath (MTB)	d	1420							1520								
Matlock (MAT)	a	1423							1523								
Peartree (PEA)	d																
Tutbury & Hatton (TUT)	d				1439									1539			
Uttoxeter (UTT)	d				1449									1549			
Blythe Bridge (BYB)	d				1503									1603			
Longton (LGN)	d				1509									1609			
Stoke-on-Trent (SOT)	d				1516									1616			
Longport (LPT)	d																
Kidsgrove (KDG)	d				1524									1624			
Alsager (ASG)	d				1529									1629			
Crewe (CRE)	10 a				1546									1646			
Willington (WIL)	d											1517					
Burton-on-Trent (BUT)	d			1421				1450				1524			1541	1551	
Tamworth (TAM)	d			1432		1449	1503					1535				1603	
Wilnecote (WNE)	d			1436													
Water Orton (WTO)	d																
Birmingham New Street (BHM)	12 a			1455		1505	1524			1527		1555			1604	1624	
University (UNI)	a						1536									1636	
Worcestershire Parkway (WOP)	a						1558									1658	
Ashchurch for Tewkesbury (ASC)	a																
Cheltenham Spa (CNM)	a					1550	1614								1650	1714	
Gloucester (GCR)	7 a						1626									1726	
Lydney (LYD)	a						1646									1746	
Chepstow (CPW)	a						1655									1755	
Newport (South Wales) (NWP)	a						1712									1812	
Cardiff Central (CDF)	7 a						1726									1826	
Bristol Parkway (BPW)	7 a					1620									1720		
Bristol Temple Meads (BRI)	10 a					1632									1735		

NOTES (see introductory pages for explanation of train operator codes and standard symbols)

- a** Arrival time
d Departure time
C To London St Pancras Intl
G From London St Pancras Intl to Sheffield
K To Leicester
M From Newcastle to Reading
P From Edinburgh to Plymouth
Q From Cleethorpes
T From Aberdeen to Plymouth

Nottingham to Derby, Matlock, Stoke-on-Trent, Crewe, Birmingham, Cardiff and Bristol

Saturdays

Operator Days of operation/Notes 1st Class/Reservations/Bus/Ferry Catering facilities	EM	XC J P K	EM K	XC K	EM G	EM	XC P K	XC K	EM C	EM Q	XC M K	EM K	XC K	EM G	EM	XC P K	XC K
Grimsby Town (GMB)	d									1415							
Lincoln (LCN)	d	1414				1442				1510					1540		
Newark Castle (NCT)	d	1445				1508				1539					1610		
Nottingham (NOT)	8 d	1517		1533	1541	1553		1607	1612	1617		1633	1641		1653		1707
Beeston (BEE)	d	1524		1539		1559		1613	1617a	1624		1639			1659		1713
Attenborough (ATB)	d			1543a		1603						1643a			1703		
Long Eaton (LGE)	d	1533			1559	1611		1624		1633				1659	1711		1724
Spondon (SPO)	d	1540								1640							
Derby (DBY)	6 a	1546		1602	1608	1621		1635		1646			1702	1708	1721		1734
Derby (DBY)	6 d	1550	1554	1610		1626	1631	1638		1649	1653		1709		1726	1731	1739
Duffield (DFI)	d	1557								1656							
Belper (BLP)	d	1602								1701							
Ambergate (AMB)	d	1608								1707							
Whatstandwell (WTS)	d	1613								1712							
Cromford (CMF)	d	1618								1717							
Matlock Bath (MTB)	d	1621								1720							
Matlock (MAT)	a	1624								1723							
Peartree (PEA)	d																
Tutbury & Hatton (TUT)	d					1639									1739		
Uttoxeter (UTT)	d					1649									1749		
Blythe Bridge (BYB)	d					1703									1803		
Longton (LGN)	d					1709									1809		
Stoke-on-Trent (SOT)	d					1716									1816		
Longport (LPT)	d																
Kidsgrove (KDG)	d					1724									1824		
Alsager (ASG)	d					1729									1829		
Crewe (CRE)	10 a					1746									1846		
Willington (WIL)	d											1716					
Burton-on-Trent (BUT)	d			1621				1650				1723				1741	1750
Tamworth (TAM)	d			1632			1649	1703				1734					1802
Wilnecote (WNE)	d			1636								1738					
Water Orton (WTO)	d																
Birmingham New Street (BHM)	12 a		1627	1655			1706	1723			1727	1756				1804	1823
University (UNI)	a							1736									1836
Worcestershire Parkway (WOP)	a							1758									1858
Ashchurch for Tewkesbury (ASC)	a							1808									
Cheltenham Spa (CNM)	a						1750	1818								1850	1914
Gloucester (GCR)	7 a							1827									1926
Lydney (LYD)	a																
Chepstow (CPW)	a																
Newport (South Wales) (NWP)	a							1911									2008
Cardiff Central (CDF)	7 a							1925									2022
Bristol Parkway (BPW)	7 a							1820								1920	
Bristol Temple Meads (BRI)	10 a							1834								1936	

NOTES (see introductory pages for explanation of train operator codes and standard symbols)

- a Arrival time
d Departure time
- C To London St Pancras Intl
G From London St Pancras Intl to Sheffield
J From York to Reading
K To Leicester
M From Newcastle to Reading
P From Edinburgh to Plymouth
Q From Cleethorpes

Nottingham to Derby, Matlock, Stoke-on-Trent, Crewe, Birmingham, Cardiff and Bristol

Saturdays

Operator Days of operation/Notes 1st Class/Reservations/Bus/Ferry Catering facilities	EM C	EM	XC J I ◇ ⚡	EM K	XC ◇	EM G	EM	XC P I ◇ ⚡	XC ◇	EM C	EM Q	XC U I ◇ ⚡	EM K	XC ◇	EM G	EM	XC P I ◇ ⚡
Grimsby Town (GMB)	d										1615						
Lincoln (LCN)	d	1614					1640				1714					1740	
Newark Castle (NCT)	d	1645					1708				1745					1808	
Nottingham (NOT)	8 d	1712	1717		1733	1741		1753		1807	1812	1817		1834	1845		1853
Beeston (BEE)	d	1717a	1724		1739			1759		1813	1817a	1823		1840			1859
Attenborough (ATB)	d				1743a			1803						1844a			1903
Long Eaton (LGE)	d		1733				1759	1811		1824		1833			1900	1911	
Spondon (SPO)	d		1740									1840					
Derby (DBY)	6 a		1746			1802	1808	1821		1834		1846			1905	1909	1921
Derby (DBY)	6 d		1749	1754		1805		1826	1831	1838		1849	1853		1910		1926
Duffield (DFI)	d		1756									1856					1931
Belper (BLP)	d		1801									1901					
Ambergate (AMB)	d		1807									1907					
Whatstandwell (WTS)	d		1812									1912					
Cromford (CMF)	d		1817									1917					
Matlock Bath (MTB)	d		1820									1920					
Matlock (MAT)	a		1823									1923					
Peartree (PEA)	d																
Tutbury & Hatton (TUT)	d						1839									1939	
Uttoxeter (UTT)	d						1849									1949	
Blythe Bridge (BYB)	d						1903									2003	
Longton (LGN)	d						1909									2009	
Stoke-on-Trent (SOT)	d						1916									2016	
Longport (LPT)	d																
Kidsgrove (KDG)	d						1924									2024	
Alsager (ASG)	d						1929									2029	
Crewe (CRE)	10 a						1946									2046	
Willington (WIL)	d				1813												
Burton-on-Trent (BUT)	d				1819					1850							
Tamworth (TAM)	d				1831			1849	1903					1921			1941
Wilnecote (WNE)	d													1932			
Water Orton (WTO)	d													1936			
Birmingham New Street (BHM)	12 a		1828		1855			1905	1923			1925		1955			2005
University (UNI)	a								1936								
Worcestershire Parkway (WOP)	a								1958								
Ashchurch for Tewkesbury (ASC)	a																
Cheltenham Spa (CNM)	a							1950	2014								2050
Gloucester (GCR)	7 a								2026								
Lydney (LYD)	a																
Chepstow (CPW)	a																
Newport (South Wales) (NWP)	a								2108								
Cardiff Central (CDF)	7 a								2122								
Bristol Parkway (BPW)	7 a							2020									2120
Bristol Temple Meads (BRI)	10 a							2033									2134

NOTES (see introductory pages for explanation of train operator codes and standard symbols)

- a** Arrival time
d Departure time
C To London St Pancras Intl
G From London St Pancras Intl to Sheffield
J From York to Reading
K To Leicester
P From Edinburgh to Plymouth
Q From Cleethorpes
U From Newcastle

Nottingham to Derby, Matlock, Stoke-on-Trent, Crewe, Birmingham, Cardiff and Bristol

Saturdays










Operator Days of operation/Notes 1st Class/Reservations/Bus/Ferry Catering facilities	XC V ◇	EM C	EM	EM K	XC ◇	EM G	EM	XC W ◇ ⚡	EM C	EM Q	XC U ◇ ⚡	EM K	XC ◇	EM G	EM	EM G	EM
Grimsby Town (GMB)	d									1815							
Lincoln (LCN)	d			1807						1914							2014
Newark Castle (NCT)	d			1839			1912			1944					2009		2044
Nottingham (NOT)	8 d	1908	1912	1917	1930	1936		1953		2011	2017		2033	2039		2100	2118
Beeston (BEE)	d	1914	1917a	1923	1936	1942		1959		2016a	2024		2039	2045		2106	2125
Attenborough (ATB)	d				1940a			2003					2043a				
Long Eaton (LGE)	d	1925		1932		1951	1959	2011			2033			2054	2059	2115	2133
Spondon (SPO)	d			1940		1958					2040						
Derby (DBY)	6 a	1936		1946		2004	2008	2021			2046			2105	2108	2126	2144
Derby (DBY)	6 d	1940		1949		2010		2026	2031		2049	2055		2110		2138	2147
Duffield (DFI)	d			1956							2056					2145	
Belper (BLP)	d			2001							2101					2150	
Ambergate (AMB)	d			2007							2107					2156	
Whatstandwell (WTS)	d			2012							2112					2201	
Cromford (CMF)	d			2017							2117					2206	
Matlock Bath (MTB)	d			2020							2120					2209	
Matlock (MAT)	a			2023							2123					2212	
Peartree (PEA)	d																
Tutbury & Hatton (TUT)	d						2039										2200
Uttoxeter (UTT)	d						2049										2210
Blythe Bridge (BYB)	d						2103										2224
Longton (LGN)	d						2109										2230
Stoke-on-Trent (SOT)	d						2116										2237
Longport (LPT)	d						2122										
Kidsgrove (KDG)	d						2129										2245
Alsager (ASG)	d						2134										2249
Crewe (CRE)	10 a						2144										2258
Willington (WIL)	d												2117				
Burton-on-Trent (BUT)	d	1951				2021							2124				
Tamworth (TAM)	d	2003				2032			2049				2135				
Wilnecote (WNE)	d					2036							2139				
Water Orton (WTO)	d																
Birmingham New Street (BHM)	12 a	2023				2059			2106		2126		2157				
University (UNI)	a	2036															
Worcestershire Parkway (WOP)	a	2058															
Ashchurch for Tewkesbury (ASC)	a																
Cheltenham Spa (CNM)	a	2114															
Gloucester (GCR)	7 a	2125							2150		2200						
Lydney (LYD)	a	2146															
Chepstow (CPW)	a	2155															
Newport (South Wales) (NWP)	a	2217															
Cardiff Central (CDF)	7 a	2236															
Bristol Parkway (BPW)	7 a								2230								
Bristol Temple Meads (BRI)	10 a								2240								

NOTES (see introductory pages for explanation of train operator codes and standard symbols)

- a** Arrival time
d Departure time
C To London St Pancras Intl
G From London St Pancras Intl to Sheffield
K To Leicester
Q From Cleethorpes
U From Newcastle
V Also calls at Caldicot 2203 and Severn Tunnel Jn 2206
W From Edinburgh

Nottingham to Derby, Matlock, Stoke-on-Trent, Crewe, Birmingham, Cardiff and Bristol

Saturdays

Operator Days of operation/Notes 1st Class/Reservations/Bus/Ferry Catering facilities	EM C ⚡	XC W 1◇ ⚡	EM K ⚡	XC ◇ ⚡	EM G ⚡	EM ⚡	XC W 1◇ ⚡	EM Q ⚡	EM K ⚡	EM K ⚡	EM ⚡	EM SUM X ⚡	
Grimsby Town (GMB)	d							2015					
Lincoln (LCN)	d							2114					
Newark Castle (NCT)	d							2145					
Nottingham (NOT)  8	d	2125		2132	2137		2154		2216	2230	2318	2324	0023
Beeston (BEE)	d	2130a		2138	2143		2200		2222	2236	2324a	2330	0007e
Attenborough (ATB)	d			2142a	2146				2226	2240a		2333	
Long Eaton (LGE)	d				2154	2200	2210		2234			2340	0035
Spondon (SPO)	d				2201				2241				
Derby (DBY)  6	a				2207	2211	2220		2247			2351	0044
Derby (DBY)  6	d		2155		2213		2234	2229					
Duffield (DFI)	d						2241						
Belper (BLP)	d						2246						
Ambergate (AMB)	d						2251						
Whatstandwell (WTS)	d						2256						
Cromford (CMF)	d						2301						
Matlock Bath (MTB)	d						2304						
Matlock (MAT)	a						2307						
Peartree (PEA)	d												
Tutbury & Hatton (TUT)	d												
Uttoxeter (UTT)	d												
Blythe Bridge (BYB)	d												
Longton (LGN)	d												
Stoke-on-Trent (SOT)	d												
Longport (LPT)	d												
Kidsgrove (KDG)	d												
Alsager (ASG)	d												
Crewe (CRE)  10	a												
Willington (WIL)	d												
Burton-on-Trent (BUT)	d		2205		2224		2239						
Tamworth (TAM)	d		2216		2235		2249						
Wilnecote (WNE)	d				2239								
Water Orton (WTO)	d												
Birmingham New Street (BHM)  12	a		2232		2304		2307						
University (UNI)	a												
Worcestershire Parkway (WOP)	a												
Ashchurch for Tewkesbury (ASC)	a												
Cheltenham Spa (CNM)	a												
Gloucester (GCR)  7	a												
Lydney (LYD)	a												
Chepstow (CPW)	a												
Newport (South Wales) (NWP)	a												
Cardiff Central (CDF)  7	a												
Bristol Parkway (BPW)  7	a												
Bristol Temple Meads (BRI)  10	a												

NOTES (see introductory pages for explanation of train operator codes and standard symbols)

- a Arrival time
d Departure time
e Calls at Beeston before Nottingham

- C To London St Pancras Intl
G From London St Pancras Intl to Sheffield
K To Leicester
Q From Cleethorpes
W From Edinburgh
X From London St Pancras Intl

SUM Sunday mornings

Nottingham to Derby, Matlock, Stoke-on-Trent, Crewe, Birmingham, Cardiff and Bristol

Sundays

Operator Days of operation/Notes 1st Class/Reservations/Bus/Ferry Catering facilities	EM	EM	EM A	EM B	XC C 1◇	EM	EM A	XC	XC C 1◇	EM A	EM D	EM	EM E	XC F 1◇	EM A	XC	EM	EM E
Grimsby Town (GMB)	d																	
Lincoln (LCN)	d											0926					1018	
Newark Castle (NCT)	d											0955					1049	
Nottingham (NOT)	8 d	0800	0821	0830		0917	0924	0956		1012		1023			1110	1116	1123	
Beeston (BEE)	d	0806	0826a			0923	0929a			1017a		1029			1115a		1129	
Attenborough (ATB)	d	0810				0927						1033					1133	
Long Eaton (LGE)	d	0818				0935					1037		1116				1141	1217
Spondon (SPO)	d					0942						1048					1148	
Derby (DBY)	6 a	0828		0851		0948		1017			1048	1054	1125			1136	1154	1226
Derby (DBY)	6 d	0801	0830	0857	0931	0954		1021	1031			1056		1131		1140	1156	
Duffield (DFI)	d	0808	0837			1001						1103					1203	
Belper (BLP)	d	0813	0842	0904a		1006						1108					1208	
Ambergate (AMB)	d	0819a	0848			1012						1114					1214	
Whatstandwell (WTS)	d		0853			1017						1119					1219	
Cromford (CMF)	d		0858			1022						1124					1224	
Matlock Bath (MTB)	d		0901			1025						1127					1227	
Matlock (MAT)	a		0904			1028						1130					1230	
Peartree (PEA)	d																	
Tutbury & Hatton (TUT)	d																	
Uttoxeter (UTT)	d																	
Blythe Bridge (BYB)	d																	
Longton (LGN)	d																	
Stoke-on-Trent (SOT)	d																	
Longport (LPT)	d																	
Kidsgrove (KDG)	d																	
Alsager (ASG)	d																	
Crewe (CRE)	10 a																	
Willington (WIL)	d																	
Burton-on-Trent (BUT)	d				0941			1032						1141		1151		
Tamworth (TAM)	d							1044	1053c							1203		
Wilnecote (WNE)	d																	
Water Orton (WTO)	d																	
Birmingham New Street (BHM)	12 a				1019			1102	1118					1204		1221		
University (UNI)	a							1118										
Worcestershire Parkway (WOP)	a							1139										
Ashchurch for Tewkesbury (ASC)	a																	
Cheltenham Spa (CNM)	a				1108			1159	1208					1250				
Gloucester (GCR)	7 a							1209										
Lydney (LYD)	a																	
Chepstow (CPW)	a																	
Newport (South Wales) (NWP)	a							1251										
Cardiff Central (CDF)	7 a							1305										
Bristol Parkway (BPW)	7 a				1138				1238					1320				
Bristol Temple Meads (BRI)	10 a				1150				1248					1335				

NOTES (see introductory pages for explanation of train operator codes and standard symbols)

- a Arrival time
d Departure time
c Arrives 5 minutes earlier

- A To London St Pancras Intl
B To Manchester Piccadilly
C From Leeds to Plymouth
D From Leicester to Sheffield
E From London St Pancras Intl to Sheffield
F From Newcastle to Plymouth

Nottingham to Derby, Matlock, Stoke-on-Trent, Crewe, Birmingham, Cardiff and Bristol

Sundays

Operator Days of operation/Notes 1st Class/Reservations/Bus/Ferry Catering facilities	XC F 11	EM A 12	XC 13	EM 14	XC G 15	EM A 16	XC 17	EM E 18	XC H 19	EM 20	XC J 21	EM A 22	XC 23	EM E 24	EM 25	XC K 26	EM 27	XC G 28
Grimsby Town (GMB)	d																	
Lincoln (LCN)	d			1109						1218								1310
Newark Castle (NCT)	d			1139						1249								1339
Nottingham (NOT)	8 d		1209	1216	1223		1310	1316			1323		1410	1416				1423
Beeston (BEE)	d		1214a		1229		1315a				1329		1415a					1429
Attenborough (ATB)	d				1233						1333							1433
Long Eaton (LGE)	d				1241			1335			1341			1433				1441
Spondon (SPO)	d				1248						1348							1449
Derby (DBY)	6 a			1236	1254			1337	1344		1354			1436	1442			1455
Derby (DBY)	6 d	1231		1240	1256	1331		1340		1353	1356	1431		1440		1443	1453	1503
Duffield (DFI)	d				1303						1403							1510
Belper (BLP)	d				1308						1408							1515
Ambergate (AMB)	d				1314						1414							1521
Whatstandwell (WTS)	d				1319						1419							1526
Cromford (CMF)	d				1324						1424							1531
Matlock Bath (MTB)	d				1327						1427							1534
Matlock (MAT)	a				1330						1430							1537
Peartree (PEA)	d																	
Tutbury & Hatton (TUT)	d														1457			
Uttoxeter (UTT)	d														1507			
Blythe Bridge (BYB)	d														1521			
Longton (LGN)	d														1527			
Stoke-on-Trent (SOT)	d														1535			
Longport (LPT)	d																	
Kidsgrove (KDG)	d															1544		
Alsager (ASG)	d															1548		
Crewe (CRE)	10 a															1557		
Willington (WIL)	d																	
Burton-on-Trent (BUT)	d			1251		1341		1351					1451					1541
Tamworth (TAM)	d	1249		1303				1403			1449		1503					
Wilnecote (WNE)	d																	
Water Orton (WTO)	d																	
Birmingham New Street (BHM)	12 a	1305		1321		1404		1421		1425		1506		1522		1525		1604
University (UNI)	a			1336										1536				
Worcestershire Parkway (WOP)	a			1358										1558				
Ashchurch for Tewkesbury (ASC)	a																	
Cheltenham Spa (CNM)	a	1350		1414		1450					1550		1614					1650
Gloucester (GCR)	7 a			1426									1625					
Lydney (LYD)	a																	
Chepstow (CPW)	a																	
Newport (South Wales) (NWP)	a			1509									1708					
Cardiff Central (CDF)	7 a			1523									1722					
Bristol Parkway (BPW)	7 a	1420			1521						1620							1720
Bristol Temple Meads (BRI)	10 a	1432			1535						1635							1735

NOTES (see introductory pages for explanation of train operator codes and standard symbols)

- a Arrival time
d Departure time
- A To London St Pancras Intl
E From London St Pancras Intl to Sheffield
F From Newcastle to Plymouth
G From Edinburgh to Plymouth
H To Reading
J From Edinburgh to Penzance
K From Sheffield to Reading

Nottingham to Derby, Matlock, Stoke-on-Trent, Crewe, Birmingham, Cardiff and Bristol

Sundays

Operator Days of operation/Notes 1st Class/Reservations/Bus/Ferry Catering facilities	EM A ⬇	XC ◇	EM E ⬇	EM	XC L ⬇	EM	XC M ⬇	EM A ⬇	XC ◇	EM E ⬇	EM	EM N	EM E ⬇	XC G ⬇	EM A ⬇	XC ◇	EM	XC L ⬇
Grimsby Town (GMB)	d											1414						
Lincoln (LCN)	d					1418						1509						
Newark Castle (NCT)	d					1449						1539						
Nottingham (NOT)	8 d	1506	1512			1523		1610	1616			1623			1710	1716		
Beeston (BEE)	d	1511a				1529		1615a				1629			1715a			
Attenborough (ATB)	d					1533						1633						
Long Eaton (LGE)	d			1533		1541				1633		1641	1704					
Spondon (SPO)	d					1549						1649						
Derby (DBY)	6 a		1533	1542		1555			1636	1642		1655	1713			1735		
Derby (DBY)	6 d		1537		1543	1553	1603	1631		1640		1643	1703		1731		1740	1743
Duffield (DFI)	d					1610						1710						
Belper (BLP)	d					1615						1715						
Ambergate (AMB)	d					1621						1721						
Whatstandwell (WTS)	d					1626						1726						
Cromford (CMF)	d					1631						1731						
Matlock Bath (MTB)	d					1634						1734						
Matlock (MAT)	a					1637						1737						
Peartree (PEA)	d																	
Tutbury & Hatton (TUT)	d				1557							1657					1757	
Uttoxeter (UTT)	d				1607							1707					1807	
Blythe Bridge (BYB)	d				1621							1721					1821	
Longton (LGN)	d				1627							1727					1827	
Stoke-on-Trent (SOT)	d				1635							1735					1835	
Longport (LPT)	d																	
Kids Grove (KDG)	d				1644							1744					1844	
Alsager (ASG)	d				1648							1748					1848	
Crewe (CRE)	10 a				1657							1757					1857	
Willington (WIL)	d																	
Burton-on-Trent (BUT)	d		1548						1651					1741		1751		
Tamworth (TAM)	d		1600				1649		1703							1805		
Wilnecote (WNE)	d		1604															
Water Orton (WTO)	d																	
Birmingham New Street (BHM)	12 a		1622			1625		1706		1723				1804		1823		1826
University (UNI)	a								1736									
Worcestershire Parkway (WOP)	a								1758									
Ashchurch for Tewkesbury (ASC)	a																	
Cheltenham Spa (CNM)	a						1750		1814					1850				
Gloucester (GCR)	7 a								1823									
Lydney (LYD)	a																	
Chepstow (CPW)	a																	
Newport (South Wales) (NWP)	a								1908									
Cardiff Central (CDF)	7 a								1924									
Bristol Parkway (BPW)	7 a						1821							1921				
Bristol Temple Meads (BRI)	10 a						1834							1935				

NOTES (see introductory pages for explanation of train operator codes and standard symbols)

- a Arrival time
d Departure time
- A To London St Pancras Intl
E From London St Pancras Intl to Sheffield
G From Edinburgh to Plymouth
L From York to Reading
M From Glasgow Central to Plymouth
N From Cleethorpes

Nottingham to Derby, Matlock, Stoke-on-Trent, Crewe, Birmingham, Cardiff and Bristol

Sundays

Operator Days of operation/Notes 1st Class/Reservations/Bus/Ferry Catering facilities	EM	EM E P	XC P P	EM A P	XC A P	EM	XC Q P	EM	EM E P	XC G P	EM A P	XC A P	EM	XC R P	EM N	EM E P	EM A P	XC S P
Grimsby Town (GMB)	d														1714			
Lincoln (LCN)	d	1618					1718								1809			
Newark Castle (NCT)	d	1649					1749								1839			
Nottingham (NOT)	8 d	1723		1810	1816		1823				1906	1915			1923		1959	
Beeston (BEE)	d	1729		1815a			1829				1911a				1929		2004a	
Attenborough (ATB)	d	1733					1833								1933			
Long Eaton (LGE)	d	1741	1802				1841	1900							1941	2000		
Spondon (SPO)	d	1749					1849								1949			
Derby (DBY)	6 a	1755	1811		1836		1855	1909				1936			1955	2009		
Derby (DBY)	6 d	1803		1828	1840	1843	1853	1903		1931		1940	1943	1955	2003			2031
Duffield (DFI)	d	1810					1910								2010			
Belper (BLP)	d	1815					1915								2015			
Ambergate (AMB)	d	1821					1921								2021			
Whatstandwell (WTS)	d	1826					1926								2026			
Cromford (CMF)	d	1831					1931								2031			
Matlock Bath (MTB)	d	1834					1934								2034			
Matlock (MAT)	a	1837					1937								2037			
Peartree (PEA)	d																	
Tutbury & Hatton (TUT)	d				1857								1957					
Utttoxeter (UTT)	d				1907								2007					
Blythe Bridge (BYB)	d				1921								2021					
Longton (LGN)	d				1927								2027					
Stoke-on-Trent (SOT)	d				1935								2035					
Longport (LPT)	d																	
Kidsgrove (KDG)	d				1944								2044					
Alsager (ASG)	d				1948								2048					
Crewe (CRE)	10 a				1957								2057					
Willington (WIL)	d																	
Burton-on-Trent (BUT)	d				1851					1941		1951						
Tamworth (TAM)	d		1846		1903							2003						2049
Wilnecote (WNE)	d											2007						
Water Orton (WTO)	d																	
Birmingham New Street (BHM)	12 a		1903		1921		1925			2004		2025		2028				2106
University (UNI)	a				1936													
Worcestershire Parkway (WOP)	a				1958													
Ashchurch for Tewkesbury (ASC)	a																	
Cheltenham Spa (CNM)	a		1952		2014					2050								2150
Gloucester (GCR)	7 a				2025													2200
Lydney (LYD)	a																	
Chepstow (CPW)	a																	
Newport (South Wales) (NWP)	a				2108													
Cardiff Central (CDF)	7 a				2122													
Bristol Parkway (BPW)	7 a		2022							2120								2230
Bristol Temple Meads (BRI)	10 a		2035							2135								2240

NOTES (see introductory pages for explanation of train operator codes and standard symbols)

- a Arrival time
d Departure time
- A To London St Pancras Intl
E From London St Pancras Intl to Sheffield
G From Edinburgh to Plymouth
N From Cleethorpes
P From Dundee to Plymouth
Q From Newcastle
R From York
S From Edinburgh

Nottingham to Derby, Matlock, Stoke-on-Trent, Crewe, Birmingham, Cardiff and Bristol

Sundays

Operator Days of operation/Notes 1st Class/Reservations/Bus/Ferry Catering facilities	XC ◇	EM	XC Q 11◇ ⚡	EM	EM E ⚡	XC S 11◇ ⚡	EM A ⚡	XC ◇	EM	EM E ⚡	EM T	EM U ⚡	XC S 11◇ ⚡	EM E ⚡	EM E ⚡	EM V ⚡
Grimsby Town (GMB)	d															
Lincoln (LCN)	d			1916					2017							
Newark Castle (NCT)	d			1949					2049							
Nottingham (NOT)	8 d	2015		2023			2109	2118	2123		2145	2151				2333
Beeston (BEE)	d			2029			2114a		2129		2151	2156a				2320e
Attenborough (ATB)	d			2033					2133							
Long Eaton (LGE)	d			2041	2100				2141	2159	2203			2230	2330	
Spondon (SPO)	d			2048					2148							
Derby (DBY)	6 a	2036		2054	2109			2140	2154	2208	2213			2239	2339	2350
Derby (DBY)	6 d	2040	2044	2050	2056	2131		2144	2156				2231			
Duffield (DFI)	d			2103					2203							
Belper (BLP)	d			2108					2208							
Ambergate (AMB)	d			2114					2214							
Whatstandwell (WTS)	d			2119					2219							
Cromford (CMF)	d			2124					2224							
Matlock Bath (MTB)	d			2127					2227							
Matlock (MAT)	a			2130					2230							
Peartree (PEA)	d															
Tutbury & Hatton (TUT)	d		2057													
Utttoxeter (UTT)	d		2107													
Blythe Bridge (BYB)	d		2121													
Longton (LGN)	d		2127													
Stoke-on-Trent (SOT)	d		2134													
Longport (LPT)	d															
Kidsgrove (KDG)	d		2142													
Alsager (ASG)	d		2147													
Crewe (CRE)	10 a		2155													
Willington (WIL)	d															
Burton-on-Trent (BUT)	d	2051				2141		2155					2241			
Tamworth (TAM)	d	2103				2151		2206					2251			
Wilnecote (WNE)	d							2210								
Water Orton (WTO)	d															
Birmingham New Street (BHM)	12 a	2121		2124		2208		2228					2309			
University (UNI)	a															
Worcestershire Parkway (WOP)	a															
Ashchurch for Tewkesbury (ASC)	a															
Cheltenham Spa (CNM)	a					2250										
Gloucester (GCR)	7 a															
Lydney (LYD)	a															
Chepstow (CPW)	a															
Newport (South Wales) (NWP)	a															
Cardiff Central (CDF)	7 a															
Bristol Parkway (BPW)	7 a					2320										
Bristol Temple Meads (BRI)	10 a					2330										

NOTES (see introductory pages for explanation of train operator codes and standard symbols)

- a Arrival time
d Departure time
e Calls at Beeston before Nottingham

- A To London St Pancras Intl
E From London St Pancras Intl to Sheffield
Q From Newcastle
S From Edinburgh
T From Norwich
U To Leicester
V From London St Pancras Intl

Bristol, Cardiff, Birmingham, Crewe, Stoke-on-Trent, Matlock and Derby to Nottingham

Mondays to Fridays

Operator Days of operation/Notes 1st Class/Reservations/Bus/Ferry Catering facilities	EM MO A	EM A	EM	EM B	XC 1◇	EM B	EM B	EM C	XC D 1◇	EM E	EM	XC ◇	EM F	EM G	EM B	XC ◇	XC D 1◇	EM
Bristol Temple Meads (BRI)	10 d																	
Bristol Parkway (BPW)	7 d																	
Cardiff Central (CDF)	7 d																	
Newport (South Wales) (NWP)	d																	
Chepstow (CPW)	d																	
Lydney (LYD)	d																	
Gloucester (GCR)	7 d																	
Cheltenham Spa (CNM)	d																	
Ashchurch for Tewkesbury (ASC)	d																	
Worcestershire Parkway (WOP)	d																	
University (UNI)	d																	
Birmingham New Street (BHM)	12 d								0603			0609				0649	0703	
Water Orton (WTO)	d																	
Wilnecote (WNE)	d											0624						
Tamworth (TAM)	d								0620			0628				0706	0719	
Burton-on-Trent (BUT)	d								0630			0640				0717	0730	
Willington (WIL)	d											0646						
Crewe (CRE)	10 d																	0626
Alsager (ASG)	d																	0635
Kidsgrove (KDG)	d																	0640
Longport (LPT)	d																	
Stoke-on-Trent (SOT)	d																	0649
Longton (LGN)	d																	0655
Blythe Bridge (BYB)	d																	0701
Uttoxeter (UTT)	d																	0714
Tutbury & Hatton (TUT)	d																	0724
Peartree (PEA)	d																	0736
Matlock (MAT)	d										0618							
Matlock Bath (MTB)	d										0621							
Cromford (CMF)	d										0624							
Whatstandwell (WTS)	d										0630							
Ambergate (AMB)	d										0635		0659					
Belper (BLP)	d										0641		0704					
Duffield (DFI)	d										0646		0709					
Derby (DBY)	6 a								0642		0653	0655	0716			0729	0741	0740
Derby (DBY)	6 d	0439	0447	0521	0530	0558	0602	0628			0654	0709	0718		0732	0736		0747
Spondon (SPO)	d			0526							0659	0713				0740		0753
Long Eaton (LGE)	d	0446a	0455	0533	0537a		0610a	0635a			0706	0720	0726		0740a	0747		0800
Attenborough (ATB)	d			0544				0656			0713		0733					0807
Beeston (BEE)	d		0519c	0548		0613		0700		0710	0717	0730	0737	0745		0755		0811
Nottingham (NOT)	8 a		0507	0558		0619		0706		0716	0724	0736	0744	0753		0801		0817
Newark Castle (NCT)	a							0738					0813					0901
Lincoln (LCN)	a							0813					0841					0927
Grimsby Town (GMB)	a												0937					

NOTES (see introductory pages for explanation of train operator codes and standard symbols)

- a Arrival time
d Departure time
c Calls at Beeston after Nottingham

- A To London St Pancras Intl
B From Sheffield to London St Pancras Intl
C From Leicester
D To Edinburgh
E From Kettering
F To Cleethorpes
G From London St Pancras Intl

MO Mondays only

Bristol, Cardiff, Birmingham, Crewe, Stoke-on-Trent, Matlock and Derby to Nottingham

Mondays to Fridays

Operator Days of operation/Notes 1st Class/Reservations/Bus/Ferry Catering facilities	EM C	XC ◇	EM	EM G	EM B	XC ◇	EM	XC D 1◇ ⚡	XC ◇	XC H 1◇ ⚡	EM C	EM F	EM G	EM B	XC J ◇	XC K 1◇ ⚡	EM	XC ◇
Bristol Temple Meads (BRI)	10 d							0635								0733		
Bristol Parkway (BPW)	7 d							0644								0742		
Cardiff Central (CDF)	7 d														0640			
Newport (South Wales) (NWP)	d														0654			
Chepstow (CPW)	d														0715			
Lydney (LYD)	d														0724			
Gloucester (GCR)	7 d														0745			
Cheltenham Spa (CNM)	d							0714							0755	0812		
Ashchurch for Tewkesbury (ASC)	d														0803			
Worcestershire Parkway (WOP)	d														0814	0826		
University (UNI)	d														0839			
Birmingham New Street (BHM)	12 d		0709			0749		0803	0809	0827					0849	0903		0909
Water Orton (WTO)	d																	
Wilnecote (WNE)	d		0724						0824									0924
Tamworth (TAM)	d		0729			0806		0822	0828						0906			0928
Burton-on-Trent (BUT)	d		0741			0819		0832	0840						0917	0926		0940
Willington (WIL)	d		0747					0846										
Crewe (CRE)	10 d						0726										0826	
Alsager (ASG)	d						0735										0835	
Kidsgrove (KDG)	d						0740										0840	
Longport (LPT)	d																	
Stoke-on-Trent (SOT)	d						0749										0849	
Longton (LGN)	d						0755										0855	
Blythe Bridge (BYB)	d						0801										0901	
Uttoxeter (UTT)	d						0814										0914	
Tutbury & Hatton (TUT)	d						0824										0924	
Peartree (PEA)	d						0836											
Matlock (MAT)	d		0741									0841						
Matlock Bath (MTB)	d		0744									0844						
Cromford (CMF)	d		0747									0847						
Whatstandwell (WTS)	d		0753									0853						
Ambergate (AMB)	d		0759									0859						
Belper (BLP)	d		0805									0905						
Duffield (DFI)	d		0810									0910						
Derby (DBY)	6 a		0758	0817		0830	0842	0843	0854	0859		0917			0930	0937	0940	0952
Derby (DBY)	6 d		0808	0818		0832	0838	0847		0900		0918		0932	0936		0948	0958
Spondon (SPO)	d			0823								0923						
Long Eaton (LGE)	d		0817	0830		0840a	0848	0856				0930		0940a	0945		0957	
Attenborough (ATB)	d	0819						0906									1006	
Beeston (BEE)	d	0823	0827	0839	0850		0856	0910			0920	0938	0945		0953		1010	
Nottingham (NOT)	8 a	0829	0833	0846	0856		0903	0917		0922		0926	0946	0951	0959		1017	1022
Newark Castle (NCT)	a			0913				0959					1015				1101	
Lincoln (LCN)	a			0944				1027					1042				1127	
Grimsby Town (GMB)	a												1137					

NOTES (see introductory pages for explanation of train operator codes and standard symbols)

- a Arrival time
d Departure time
- B From Sheffield to London St Pancras Intl
C From Leicester
D To Edinburgh
F To Cleethorpes
G From London St Pancras Intl
H From Reading to Newcastle
J Also calls at Severn Tunnel Jn 0704 and Caldicot 0707
K From Plymouth to Edinburgh

Bristol, Cardiff, Birmingham, Crewe, Stoke-on-Trent, Matlock and Derby to Nottingham

Mondays to Fridays

Operator Days of operation/Notes 1st Class/Reservations/Bus/Ferry Catering facilities	EM C	EM	EM B ⚓	EM G ⚓	XC ◇	XC K ⚓◇	EM	XC ◇	XC L ⚓◇	EM C	EM F	EM G ⚓	EM B ⚓	XC ◇	XC K ⚓◇	EM	XC ◇	XC M ⚓◇
Bristol Temple Meads (BRI) 10 d						0833									0933			
Bristol Parkway (BPW) 7 d						0842									0942			
Cardiff Central (CDF) 7 d					0745									0845				
Newport (South Wales) (NWP) d					0759									0859				
Chepstow (CPW) d					0816									0916				
Lydney (LYD) d					0824													
Gloucester (GCR) 7 d					0849									0949				
Cheltenham Spa (CNM) d					0859	0912								0959	1012			
Ashchurch for Tewkesbury (ASC) d																		
Worcestershire Parkway (WOP) d					0914	0926								1014	1026			
University (UNI) d					0939									1039				
Birmingham New Street (BHM) 12 d					0949	1003		1009	1027					1049	1103		1109	1127
Water Orton (WTO) d																		
Wilnecote (WNE) d																	1127	
Tamworth (TAM) d					1006	1021e		1026						1106			1131	
Burton-on-Trent (BUT) d					1018			1037						1117	1126		1142	
Willington (WIL) d								1043										
Crewe (CRE) 10 d							0926									1026		
Alsager (ASG) d							0935									1035		
Kidsgrove (KDG) d							0940									1040		
Longport (LPT) d																		
Stoke-on-Trent (SOT) d							0949									1049		
Longton (LGN) d							0955									1055		
Blythe Bridge (BYB) d							1001									1101		
Uttoxeter (UTT) d							1014									1114		
Tutbury & Hatton (TUT) d							1024									1124		
Pearlree (PEA) d																		
Matlock (MAT) d		0941									1041							
Matlock Bath (MTB) d		0944									1044							
Cromford (CMF) d		0947									1047							
Whatstandwell (WTS) d		0953									1053							
Ambergate (AMB) d		0959									1059							
Belper (BLP) d		1005									1105							
Duffield (DFI) d		1010									1110							
Derby (DBY) 6 a		1017			1031	1041	1040	1052	1057		1117			1131	1136	1141	1154	1157
Derby (DBY) 6 d		1018	1032		1036		1047	1059			1118		1132	1136		1147	1159	
Spondon (SPO) d		1023									1123							
Long Eaton (LGE) d		1030	1040a		1045		1100				1130		1140a	1145		1156		
Attenborough (ATB) d	1015						1108			1115						1206		
Beeston (BEE) d	1019	1038		1045	1053		1112			1119	1138	1144		1155e		1210		
Nottingham (NOT) 8 a	1026	1046		1052	1100		1117	1122		1126	1146	1150		1201		1217	1222	
Newark Castle (NCT) a		1113					1159				1215					1301		
Lincoln (LCN) a		1144					1227				1242					1327		
Grimsby Town (GMB) a											1337							

NOTES (see introductory pages for explanation of train operator codes and standard symbols)

- a Arrival time
d Departure time
e Arrives 3 minutes earlier

- B From Sheffield to London St Pancras Intl
C From Leicester
F To Cleethorpes
G From London St Pancras Intl
K From Plymouth to Edinburgh
L From Southampton Central to Newcastle
M From Reading to York

Bristol, Cardiff, Birmingham, Crewe, Stoke-on-Trent, Matlock and Derby to Nottingham

Mondays to Fridays

Operator Days of operation/Notes 1st Class/Reservations/Bus/Ferry Catering facilities	EM C	EM	EM G	EM B	XC ◇	XC D 1◇	XC K 1◇	EM	XC ◇	XC H 1◇	EM C	EM F	EM G	EM B	XC ◇	XC N 1◇	EM	XC ◇
Bristol Temple Meads (BRI)	10 d						1033									1133		
Bristol Parkway (BPW)	7 d						1042									1142		
Cardiff Central (CDF)	7 d						0945									1045		
Newport (South Wales) (NWP)	d						0959									1059		
Chepstow (CPW)	d						1017											
Lydney (LYD)	d															1123		
Gloucester (GCR)	7 d						1049									1149		
Cheltenham Spa (CNM)	d						1059 1112									1159 1212		
Ashchurch for Tewkesbury (ASC)	d																	
Worcestershire Parkway (WOP)	d						1114 1126									1214 1226		
University (UNI)	d						1139									1239		
Birmingham New Street (BHM)	12 d					1149	1203		1209	1225						1249 1303		1309
Water Orton (WTO)	d																	1326
Wilnecote (WNE)	d																	1330
Tamworth (TAM)	d					1206	1219		1227							1306		1330
Burton-on-Trent (BUT)	d					1219	1230		1239							1318 1325		1341
Willington (WIL)	d								1245									
Crewe (CRE)	10 d							1126									1226	
Alsager (ASG)	d							1135									1235	
Kidsgrove (KDG)	d							1140									1240	
Longport (LPT)	d																	
Stoke-on-Trent (SOT)	d							1149									1249	
Longton (LGN)	d							1155									1255	
Blythe Bridge (BYB)	d							1201									1301	
Uttoxeter (UTT)	d							1214									1314	
Tutbury & Hatton (TUT)	d							1224									1324	
Peartree (PEA)	d																	
Matlock (MAT)	d		1141									1241						
Matlock Bath (MTB)	d		1144									1244						
Cromford (CMF)	d		1147									1247						
Whatstandwell (WTS)	d		1153									1253						
Ambergate (AMB)	d		1159									1259						
Belper (BLP)	d		1205									1305						
Duffield (DFI)	d		1210									1310						
Derby (DBY)	6 a		1217			1231	1241	1241	1253	1256		1317				1330 1336	1340 1354	
Derby (DBY)	6 d		1218		1232	1237		1247	1259			1318		1332	1336		1347 1359	
Spondon (SPO)	d		1223									1323						
Long Eaton (LGE)	d		1230		1240a	1248e		1256				1330		1340a	1345		1356	
Attenborough (ATB)	d	1215						1306			1315						1406	
Beeston (BEE)	d	1219	1238	1244		1256		1310			1319	1338	1344		1353		1410	
Nottingham (NOT)	8 a	1226	1246	1250		1302		1317	1322		1326	1346	1350		1359		1417 1421	
Newark Castle (NCT)	a		1313					1359				1415					1501	
Lincoln (LCN)	a		1344					1427				1442					1527	
Grimsby Town (GMB)	a											1537						

NOTES (see introductory pages for explanation of train operator codes and standard symbols)

- a Arrival time
d Departure time
e Arrives 3 minutes earlier

- B From Sheffield to London St Pancras Intl
C From Leicester
D To Edinburgh
F To Cleethorpes
G From London St Pancras Intl
H From Reading to Newcastle
K From Plymouth to Edinburgh
N From Plymouth to Aberdeen

Bristol, Cardiff, Birmingham, Crewe, Stoke-on-Trent, Matlock and Derby to Nottingham

Mondays to Fridays

Operator Days of operation/Notes 1st Class/Reservations/Bus/Ferry Catering facilities	XC M 11	EM C	EM	EM G	EM B	XC ◇	XC K 11	EM	XC ◇	XC H 11	EM C	EM F	EM G	EM B	XC ◇	XC P 11	EM	XC ◇
Bristol Temple Meads (BRI)	10 d						1232									1330		
Bristol Parkway (BPW)	7 d						1242e									1342g		
Cardiff Central (CDF)	7 d					1145									1245			
Newport (South Wales) (NWP)	d					1159									1259			
Chepstow (CPW)	d					1216									1316			
Lydney (LYD)	d																	
Gloucester (GCR)	7 d					1245									1349			
Cheltenham Spa (CNM)	d					1255	1312								1359	1412		
Ashchurch for Tewkesbury (ASC)	d					1303												
Worcestershire Parkway (WOP)	d					1314	1326								1414	1426		
University (UNI)	d					1339									1439			
Birmingham New Street (BHM)	12 d	1328				1349	1403		1409	1428					1449	1503		1509
Water Orton (WTO)	d																	
Wilnecote (WNE)	d								1424									1524
Tamworth (TAM)	d					1407	1421		1429						1506			1528
Burton-on-Trent (BUT)	d					1420			1442						1518	1525		1540
Willington (WIL)	d																	1546
Crewe (CRE)	10 d							1325										1426
Alsager (ASG)	d							1335										1435
Kidsgrove (KDG)	d							1340										1440
Longport (LPT)	d																	
Stoke-on-Trent (SOT)	d							1349										1449
Longton (LGN)	d							1355										1455
Blythe Bridge (BYB)	d							1401										1501
Uttoxeter (UTT)	d							1414										1514
Tutbury & Hatton (TUT)	d							1424										1524
Peartree (PEA)	d																	
Matlock (MAT)	d			1341								1441						
Matlock Bath (MTB)	d			1344								1444						
Cromford (CMF)	d			1347								1447						
Whatstandwell (WTS)	d			1353								1453						
Ambergate (AMB)	d			1359								1459						
Belper (BLP)	d			1405								1505						
Duffield (DFI)	d			1410								1510						
Derby (DBY)	6 a	1358		1417		1432	1441	1441	1453	1458		1517			1530	1536	1540	1554
Derby (DBY)	6 d			1418		1432	1437		1447	1459		1518		1532	1536		1548	1559
Spondon (SPO)	d			1423								1523						
Long Eaton (LGE)	d			1430		1440a	1448e		1456			1530		1540a	1545		1557	
Attenborough (ATB)	d		1415						1506			1515						1606
Beeston (BEE)	d		1419	1438	1444		1456		1510			1519	1538	1544	1553		1610	
Nottingham (NOT)	8 a		1426	1446	1450		1502	1517	1522		1526	1546	1550		1559		1617	1622
Newark Castle (NCT)	a			1513				1559				1615					1701	
Lincoln (LCN)	a			1544				1627				1642					1727	
Grimsby Town (GMB)	a											1737						

NOTES (see introductory pages for explanation of train operator codes and standard symbols)

- a Arrival time
d Departure time
e Arrives 3 minutes earlier
g Arrives 4 minutes earlier

- B From Sheffield to London St Pancras Intl
C From Leicester
F To Cleethorpes
G From London St Pancras Intl
H From Reading to Newcastle
K From Plymouth to Edinburgh
M From Reading to York
P From Plymouth to Glasgow Central

Bristol, Cardiff, Birmingham, Crewe, Stoke-on-Trent, Matlock and Derby to Nottingham

Mondays to Fridays

Operator Days of operation/Notes 1st Class/Reservations/Bus/Ferry Catering facilities	EM C	EM G	EM B	XC ◇	XC P ◇	EM C	XC ◇	XC H ◇	EM F	EM G	EM B	XC ◇	XC Q ◇	EM C	EM C	XC ◇
Bristol Temple Meads (BRI) 10 d					1433								1530			
Bristol Parkway (BPW) 7 d					1442								1542f			
Cardiff Central (CDF) 7 d					1345							1445				
Newport (South Wales) (NWP) d					1359							1459				
Chepstow (CPW) d												1516				
Lydney (LYD) d					1423											
Gloucester (GCR) 7 d					1449							1549				
Cheltenham Spa (CNM) d					1459	1512						1559	1612			
Ashchurch for Tewkesbury (ASC) d																
Worcestershire Parkway (WOP) d					1514	1526						1614	1626			
University (UNI) d					1539							1639				
Birmingham New Street (BHM) 12 d					1549	1603		1609	1625			1649	1703			1709
Water Orton (WTO) d																1719
Wilnecote (WNE) d								1628								1728
Tamworth (TAM) d					1606	1621		1632				1706				1732
Burton-on-Trent (BUT) d					1617			1643				1719	1726			1743
Willington (WIL) d																
Crewe (CRE) 10 d						1526								1626		
Alsager (ASG) d						1535								1635		
Kidsgrove (KDG) d						1540								1640		
Longport (LPT) d																
Stoke-on-Trent (SOT) d						1549								1649		
Longton (LGN) d						1555								1655		
Blythe Bridge (BYB) d						1601								1701		
Uttoxeter (UTT) d						1614								1714		
Tutbury & Hatton (TUT) d						1624								1724		
Peartree (PEA) d														1736		
Matlock (MAT) d		1541							1641							
Matlock Bath (MTB) d		1544							1644							
Cromford (CMF) d		1547							1647							
Whatstandwell (WTS) d		1553							1653							
Ambergate (AMB) d		1559							1659							
Belper (BLP) d		1605							1705							
Duffield (DFI) d		1610							1710							
Derby (DBY) 6 a		1617			1630	1641	1640	1655	1658	1717		1731	1737	1743		1755
Derby (DBY) 6 d		1618		1632	1636		1647	1701		1718		1734	1737	1747		1801
Spondon (SPO) d		1622								1723						
Long Eaton (LGE) d		1629		1640a	1645		1656	1710		1730		1741a	1746	1756		1810
Attenborough (ATB) d	1615						1706	1712						1803	1815	
Beeston (BEE) d	1619	1638	1644		1653		1710	1716	1720	1738	1743		1754	1807	1819	1823
Nottingham (NOT) 8 a	1626	1646	1650		1701		1717	1723	1727	1746	1750		1801	1814	1826	1830
Newark Castle (NCT) a		1719					1758			1813				1901		
Lincoln (LCN) a		1751					1834			1841				1933		
Grimsby Town (GMB) a										1937						

NOTES (see introductory pages for explanation of train operator codes and standard symbols)

- a Arrival time
d Departure time
f Arrives 5 minutes earlier

- B From Sheffield to London St Pancras Intl
C From Leicester
F To Cleethorpes
G From London St Pancras Intl
H From Reading to Newcastle
P From Plymouth to Glasgow Central
Q From Penzance to Edinburgh

Bristol, Cardiff, Birmingham, Crewe, Stoke-on-Trent, Matlock and Derby to Nottingham

Mondays to Fridays

Operator Days of operation/Notes 1st Class/Reservations/Bus/Ferry Catering facilities	XC M 1 1	EM B 1	EM 1	EM G 1	EM B 1	XC 1	EM 1	XC K 1 1	XC 1	EM C 1	EM 1	EM G 1	EM B 1	XC 1	EM 1	XC R 1 1	XC 1	XC M 1 1
Bristol Temple Meads (BRI)	10 d							1633								1733		
Bristol Parkway (BPW)	7 d							1642								1742		
Cardiff Central (CDF)	7 d					1545								1645				
Newport (South Wales) (NWP)	d					1559								1659				
Chepstow (CPW)	d					1616												
Lydney (LYD)	d													1723				
Gloucester (GCR)	7 d					1645								1749				
Cheltenham Spa (CNM)	d					1655		1712						1759		1812		
Ashchurch for Tewkesbury (ASC)	d					1703												
Worcestershire Parkway (WOP)	d					1714		1726						1814		1826		
University (UNI)	d					1739								1839				
Birmingham New Street (BHM)	12 d	1728				1749		1803	1809					1849		1903	1909	1927
Water Orton (WTO)	d																	
Wilnecote (WNE)	d							1824										
Tamworth (TAM)	d					1806		1820	1829					1908		1920	1926	
Burton-on-Trent (BUT)	d					1818			1840					1921		1931	1937	
Willington (WIL)	d							1846								1943		
Crewe (CRE)	10 d					1726									1826			
Alsager (ASG)	d					1735									1835			
Kidsgrove (KDG)	d					1740									1840			
Longport (LPT)	d																	
Stoke-on-Trent (SOT)	d					1749									1849			
Longton (LGN)	d					1755									1855			
Blythe Bridge (BYB)	d					1801									1901			
Uttoxeter (UTT)	d					1814									1914			
Tutbury & Hatton (TUT)	d					1824									1924			
Peartree (PEA)	d																	
Matlock (MAT)	d			1741								1841						
Matlock Bath (MTB)	d			1744								1844						
Cromford (CMF)	d			1747								1847						
Whatstandwell (WTS)	d			1753								1853						
Ambergate (AMB)	d			1759								1859						
Belper (BLP)	d		1758	1805								1905						
Duffield (DFI)	d			1810								1910						
Derby (DBY)	6 a	1758	1808	1817		1829	1840	1842	1855			1917		1932	1940	1942	1952	1958
Derby (DBY)	6 d			1818		1832	1836	1847	1901			1918		1932	1936	1947	1957	
Spondon (SPO)	d			1823								1923						
Long Eaton (LGE)	d			1830		1840a	1845	1856	1910			1930		1940a	1945	1956		
Attenborough (ATB)	d							1903			1925				2003			
Beeston (BEE)	d			1841	1849		1854	1907	1919	1929	1938	1950		1954	2007			
Nottingham (NOT)	8 a			1847	1855		1901	1913	1926	1936	1945	1957		2000	2017		2018	
Newark Castle (NCT)	a			1919								2022						
Lincoln (LCN)	a			1950								2055						
Grimsby Town (GMB)	a																	

NOTES (see introductory pages for explanation of train operator codes and standard symbols)

a Arrival time
d Departure time

B From Sheffield to London St Pancras Intl
C From Leicester
G From London St Pancras Intl
K From Plymouth to Edinburgh
M From Reading to York
R From Plymouth to Newcastle

Bristol, Cardiff, Birmingham, Crewe, Stoke-on-Trent, Matlock and Derby to Nottingham

Mondays to Fridays

Operator Days of operation/Notes 1st Class/Reservations/Bus/Ferry Catering facilities	EM C	EM F	EM G	EM B	XC ◇	XC S 11◇ 11	EM	EM C	XC H 11◇ 11	EM	EM G	EM B	XC ◇	EM	XC S 11◇ 11	EM T	EM	EM B
Bristol Temple Meads (BRI) 10 d						1832									1933			
Bristol Parkway (BPW) 7 d						1842									1942			
Cardiff Central (CDF) 7 d					1745								1845					
Newport (South Wales) (NWP) d					1759								1859					
Chepstow (CPW) d					1816								1916					
Lydney (LYD) d																		
Gloucester (GCR) 7 d					1845								1949					
Cheltenham Spa (CNM) d					1855	1912							1959		2012			
Ashchurch for Tewkesbury (ASC) d					1903													
Worcestershire Parkway (WOP) d					1914	1926							2014		2026			
University (UNI) d					1939								2039					
Birmingham New Street (BHM) 12 d					1949	2003			2025				2049		2103			
Water Orton (WTO) d																		
Wilnecote (WNE) d					2004								2104					
Tamworth (TAM) d					2008	2020							2109		2127			
Burton-on-Trent (BUT) d					2020								2121		2137			
Willington (WIL) d													2127					
Crewe (CRE) 10 d							1926							2026				
Alsager (ASG) d							1935							2035				
Kidsgrove (KDG) d							1940							2040				
Longport (LPT) d																		
Stoke-on-Trent (SOT) d							1949							2049				
Longton (LGN) d							1955							2055				
Blythe Bridge (BYB) d							2001							2101				
Uttoxeter (UTT) d							2014							2114				
Tutbury & Hatton (TUT) d							2024							2124				
Peartree (PEA) d														2138				
Matlock (MAT) d		1941								2041							2130	
Matlock Bath (MTB) d		1944								2044							2133	
Cromford (CMF) d		1947								2047							2136	
Whatstandwell (WTS) d		1953								2053							2142	
Ambergate (AMB) d		1959								2059							2148	
Belper (BLP) d		2005								2105							2154	
Duffield (DFI) d		2010								2109							2159	
Derby (DBY) 6 a		2017			2031	2041	2039		2057	2116			2139	2142	2148		2206	
Derby (DBY) 6 d		2018		2032	2038		2050			2120		2132	2143	2152			2208	2220
Spondon (SPO) d		2023								2125			2147				2213	
Long Eaton (LGE) d		2030		2040a	2047		2059			2132		2140a	2154	2203			2220	2228a
Attenborough (ATB) d	2020						2113	2122						2212		2216		
Beeston (BEE) d	2024	2038	2046		2056		2117	2126		2144	2150		2202	2216		2220	2228	
Nottingham (NOT) 8 a	2030	2046	2053		2103		2123	2133		2151	2156		2208	2223		2227	2237	
Newark Castle (NCT) a		2120					2157							2307				
Lincoln (LCN) a		2151					2228							2338				
Grimsby Town (GMB) a		2251																

NOTES (see introductory pages for explanation of train operator codes and standard symbols)

- a Arrival time
d Departure time
- B From Sheffield to London St Pancras Intl
C From Leicester
F To Cleethorpes
G From London St Pancras Intl
H From Reading to Newcastle
S From Plymouth to Leeds
T From Peterborough

Bristol, Cardiff, Birmingham, Crewe, Stoke-on-Trent, Matlock and Derby to Nottingham

Mondays to Fridays

Operator Days of operation/Notes 1st Class/Reservations/Bus/Ferry Catering facilities	EM G	EM	XC U	EM C	EM	EM V	XC	EM TSM G	EM	EM TSM G
	⚓		◇			⚓	◇	⚓		⚓
Bristol Temple Meads (BRI)	10 d									
Bristol Parkway (BPW)	7 d									
Cardiff Central (CDF)	7 d		1950							
Newport (South Wales) (NWP)	d		2003							
Chepstow (CPW)	d		2024							
Lydney (LYD)	d		2033							
Gloucester (GCR)	7 d		2056							
Cheltenham Spa (CNM)	d		2107							
Ashchurch for Tewkesbury (ASC)	d									
Worcestershire Parkway (WOP)	d		2121							
University (UNI)	d		2148							
Birmingham New Street (BHM)	12 d		2203				2309			
Water Orton (WTO)	d									
Wilnecote (WNE)	d						2324			
Tamworth (TAM)	d		2227				2328			
Burton-on-Trent (BUT)	d		2239				2340			
Willington (WIL)	d						2346			
Crewe (CRE)	10 d	2126								
Alsager (ASG)	d	2135								
Kidsgrove (KDG)	d	2140								
Longport (LPT)	d									
Stoke-on-Trent (SOT)	d	2149								
Longton (LGN)	d	2155								
Blythe Bridge (BYB)	d	2201								
Uttoxeter (UTT)	d	2214								
Tutbury & Hatton (TUT)	d	2224								
Peartree (PEA)	d									
Matlock (MAT)	d				2220				2320	
Matlock Bath (MTB)	d				2223				2323	
Cromford (CMF)	d				2226				2326	
Whatstandwell (WTS)	d				2232				2331	
Ambergate (AMB)	d				2238				2338e	
Belper (BLP)	d				2244	2300			2343	
Duffield (DFI)	d				2248				2348	
Derby (DBY)	6 a	2242	2250		2255	2308	2354		2355	
Derby (DBY)	6 d	2247	2258		2310		2358		0002	
Spondon (SPO)	d		2302		2315				0006	
Long Eaton (LGE)	d	2258	2309		2322				0013	
Attenborough (ATB)	d	2308	2316	2324	2329				0020	
Beeston (BEE)	d	2244	2312	2320	2328	2333		0019	0024	0153
Nottingham (NOT)	6 a	2250	2320	2326	2334	2341	0018	0027	0031	0159
Newark Castle (NCT)	a									
Lincoln (LCN)	a									
Grimsby Town (GMB)	a									

NOTES (see introductory pages for explanation of train operator codes and standard symbols)

a Arrival time
d Departure time
e Arrives 3 minutes earlier

C From Leicester
G From London St Pancras Intl
U Also calls at Severn Tunnel Jn 2013 and Caldicot 2016
V From Sheffield

TSM Tuesday to Saturday mornings

Bristol, Cardiff, Birmingham, Crewe, Stoke-on-Trent, Matlock and Derby to Nottingham

Saturdays

Operator Days of operation/Notes 1st Class/Reservations/Bus/Ferry Catering facilities	EM A	EM A	EM	EM	EM B	XC C 11◇	EM D	EM E	EM	XC ◇	EM F	EM G	EM B	XC ◇	XC C 11◇	EM	EM D	XC ◇
Bristol Temple Meads (BRI)	10 d																	
Bristol Parkway (BPW)	7 d																	
Cardiff Central (CDF)	7 d																	
Newport (South Wales) (NWP)	d																	
Chepstow (CPW)	d																	
Lydney (LYD)	d																	
Gloucester (GCR)	7 d																	
Cheltenham Spa (CNM)	d																	
Ashchurch for Tewkesbury (ASC)	d																	
Worcestershire Parkway (WOP)	d																	
University (UNI)	d																	
Birmingham New Street (BHM)	12 d					0603				0609				0649	0703			0709
Water Orton (WTO)	d																	
Wilnecote (WNE)	d									0625								0724
Tamworth (TAM)	d					0619				0629				0706	0719			0728
Burton-on-Trent (BUT)	d					0630				0640				0717	0730			0741
Willington (WIL)	d									0646								0747
Crewe (CRE)	10 d																0622	
Alsager (ASG)	d																0631	
Kidsgrove (KDG)	d																0636	
Longport (LPT)	d																	
Stoke-on-Trent (SOT)	d																0645	
Longton (LGN)	d																0653f	
Blythe Bridge (BYB)	d																0659	
Utttoxeter (UTT)	d																0712	
Tutbury & Hatton (TUT)	d																0722	
Peartree (PEA)	d																0734	
Matlock (MAT)	d									0618								
Matlock Bath (MTB)	d									0621								
Cromford (CMF)	d									0624								
Whatstandwell (WTS)	d									0630								
Ambergate (AMB)	d									0635		0657						
Belper (BLP)	d									0641		0703						
Duffield (DFI)	d									0646		0708						
Derby (DBY)	6 a					0641				0653	0657	0715			0729	0741	0740	0759
Derby (DBY)	6 d	0447	0456	0524	0547	0629				0654	0711	0717		0732	0738		0748	0808
Spondon (SPO)	d			0529	0552					0715	0722			0739a	0747		0753	
Long Eaton (LGE)	d	0454a	0505	0536	0559	0637a				0703	0722	0729					0800	0817
Attenborough (ATB)	d			0543	0606			0658		0711							0808	0816
Beeston (BEE)	d			0547	0610			0702	0710	0715	0733	0737	0744		0755		0812	0820
Nottingham (NOT)	8 a		0516	0555	0616			0711	0717	0722	0739	0744	0751		0801		0821	0826
Newark Castle (NCT)	a				0703							0813					0901	
Lincoln (LCN)	a				0736							0841					0927	
Grimsby Town (GMB)	a											0937						

NOTES (see introductory pages for explanation of train operator codes and standard symbols)

- a Arrival time
d Departure time
f Arrives 3 minutes earlier

- A To London St Pancras Intl
B From Sheffield to London St Pancras Intl
C To Edinburgh
D From Leicester
E From Kettering
F To Cleethorpes
G From London St Pancras Intl

Bristol, Cardiff, Birmingham, Crewe, Stoke-on-Trent, Matlock and Derby to Nottingham

Saturdays

Operator Days of operation/Notes 1st Class/Reservations/Bus/Ferry Catering facilities	EM	EM G	EM B	XC ◇	XC C 1◇	EM	XC ◇	XC H 1◇	EM D	EM F	EM G	EM B	XC J ◇	XC K 1◇	EM	XC ◇	EM L	EM
Bristol Temple Meads (BRI)	10 d				0615									0733				
Bristol Parkway (BPW)	7 d				0624									0742				
Cardiff Central (CDF)	7 d												0640					
Newport (South Wales) (NWP)	d												0654					
Chepstow (CPW)	d												0715					
Lydney (LYD)	d												0724					
Gloucester (GCR)	7 d				0659								0745					
Cheltenham Spa (CNM)	d				0710								0755	0812				
Ashchurch for Tewkesbury (ASC)	d												0803					
Worcestershire Parkway (WOP)	d												0814	0826				
University (UNI)	d												0839					
Birmingham New Street (BHM)	12 d				0749	0803		0809	0828				0849	0903		0909		
Water Orton (WTO)	d																	
Wilnecote (WNE)	d							0824								0924		
Tamworth (TAM)	d				0806	0820		0828					0906			0928		
Burton-on-Trent (BUT)	d				0817	0831		0840					0917	0925		0940		
Willington (WIL)	d							0846										
Crewe (CRE)	10 d					0726									0826			
Alsager (ASG)	d					0735									0835			
Kidsgrove (KDG)	d					0740									0840			
Longport (LPT)	d																	
Stoke-on-Trent (SOT)	d					0749									0849			
Longton (LGN)	d					0755									0855			
Blythe Bridge (BYB)	d					0801									0901			
Uttoxeter (UTT)	d					0814									0914			
Tutbury & Hatton (TUT)	d					0824									0924			
Peartree (PEA)	d																	
Matlock (MAT)	d	0741								0841								0941
Matlock Bath (MTB)	d	0744								0844								0944
Cromford (CMF)	d	0747								0847								0947
Whatstandwell (WTS)	d	0753								0853								0953
Ambergate (AMB)	d	0759								0859								0959
Belper (BLP)	d	0805								0905								1005
Duffield (DFI)	d	0810								0910								1010
Derby (DBY)	6 a	0817			0830	0841	0842	0854	0858	0917			0931	0936	0940	0952		1017
Derby (DBY)	6 d	0818		0832	0838		0847	0859		0918		0932	0936		0947	0958		1018
Spondon (SPO)	d	0823								0923								1023
Long Eaton (LGE)	d	0830		0839a	0848		0856			0930		0940a	0945		0956			1030
Attenborough (ATB)	d						0906			0915					1006		1015	
Beeston (BEE)	d	0839	0846		0856		0910			0919	0938	0943	0953		1010		1019	1038
Nottingham (NOT)	8 a	0846	0852		0902		0917	0922		0926	0946	0950	1001		1017	1022	1030	1046
Newark Castle (NCT)	a	0912					0959			1015					1101			1113
Lincoln (LCN)	a	0944					1027			1042					1127			1144
Grimsby Town (GMB)	a									1137								

NOTES (see introductory pages for explanation of train operator codes and standard symbols)

- a Arrival time
d Departure time
- B From Sheffield to London St Pancras Intl
C To Edinburgh
D From Leicester
F To Cleethorpes
G From London St Pancras Intl
H From Reading to Newcastle
J Also calls at Severn Tunnel Jn 0704 and Caldicot 0707
K From Plymouth to Edinburgh
L From Leicester to Liverpool Lime Street

Bristol, Cardiff, Birmingham, Crewe, Stoke-on-Trent, Matlock and Derby to Nottingham

Saturdays

Operator Days of operation/Notes 1st Class/Reservations/Bus/Ferry Catering facilities	EM G	EM B	XC ◇	XC K ◇	EM ◇	XC ◇	XC H ◇	EM D	EM F	EM G	EM B	XC ◇	XC K ◇	EM ◇	XC ◇	XC M ◇	EM D	EM
Bristol Temple Meads (BRI)	10 d			0833									0933					
Bristol Parkway (BPW)	7 d			0842									0942					
Cardiff Central (CDF)	7 d		0745									0845						
Newport (South Wales) (NWP)	d		0759									0859						
Chepstow (CPW)	d		0816									0916						
Lydney (LYD)	d		0824															
Gloucester (GCR)	7 d		0849									0949						
Cheltenham Spa (CNM)	d		0859	0912								0959	1012					
Ashchurch for Tewkesbury (ASC)	d																	
Worcestershire Parkway (WOP)	d		0914	0926								1014	1026					
University (UNI)	d		0939									1039						
Birmingham New Street (BHM)	12 d		0949	1003		1009	1027					1049	1103		1109	1128		
Water Orton (WTO)	d																	
Wilnecote (WNE)	d														1124			
Tamworth (TAM)	d		1006	1019		1026						1106			1129			
Burton-on-Trent (BUT)	d		1019			1037						1117	1126		1141			
Willington (WIL)	d					1043												
Crewe (CRE)	10 d				0926										1026			
Alsager (ASG)	d				0935										1035			
Kidsgrove (KDG)	d				0940										1040			
Longport (LPT)	d																	
Stoke-on-Trent (SOT)	d				0949										1049			
Longton (LGN)	d				0955										1055			
Blythe Bridge (BYB)	d				1001										1101			
Utttoxeter (UTT)	d				1014										1114			
Tutbury & Hatton (TUT)	d				1024										1124			
Peartree (PEA)	d																	
Matlock (MAT)	d								1041									1141
Matlock Bath (MTB)	d								1044									1144
Cromford (CMF)	d								1047									1147
Whatstandwell (WTS)	d								1053									1153
Ambergate (AMB)	d								1059									1159
Belper (BLP)	d								1105									1205
Duffield (DFI)	d								1110									1210
Derby (DBY)	6 a		1032	1041	1040	1053	1057		1117			1130	1136	1140	1155	1158		1217
Derby (DBY)	6 d		1032	1036		1047	1059		1118		1132	1136		1146	1159			1218
Spondon (SPO)	d								1123									1223
Long Eaton (LGE)	d		1040a	1045		1056			1130		1140a	1145		1155				1230
Attenborough (ATB)	d					1106			1115					1206			1215	
Beeston (BEE)	d	1044		1053		1110			1119	1138	1144	1153	1210				1220	1238
Nottingham (NOT)	8 a	1050		1101		1117	1122		1126	1146	1150	1201	1217	1222			1227	1246
Newark Castle (NCT)	a					1159			1215					1301				1313
Lincoln (LCN)	a					1227			1242					1327				1346
Grimsby Town (GMB)	a								1337									

NOTES (see introductory pages for explanation of train operator codes and standard symbols)

- a Arrival time
d Departure time
- B From Sheffield to London St Pancras Intl
D From Leicester
F To Cleethorpes
G From London St Pancras Intl
H From Reading to Newcastle
K From Plymouth to Edinburgh
M From Reading to York

Bristol, Cardiff, Birmingham, Crewe, Stoke-on-Trent, Matlock and Derby to Nottingham

Saturdays

Operator Days of operation/Notes 1st Class/Reservations/Bus/Ferry Catering facilities	EM G ⚡	EM B ⚡	XC ◇ ⚡◇ ⚡	XC K ⚡◇ ⚡	EM ◇	XC ◇	XC H ⚡◇ ⚡	EM D	EM F	EM G ⚡	EM B ⚡	XC ◇	XC N ⚡◇ ⚡	EM ◇	XC ◇	XC M ⚡◇ ⚡	EM D	EM	
Bristol Temple Meads (BRI)	10 d			1033									1133						
Bristol Parkway (BPW)	7 d			1042									1142						
Cardiff Central (CDF)	7 d			0945								1045							
Newport (South Wales) (NWP)	d			0959								1059							
Chepstow (CPW)	d			1016															
Lydney (LYD)	d											1123							
Gloucester (GCR)	7 d			1049								1149							
Cheltenham Spa (CNM)	d			1059	1112							1159	1212						
Ashchurch for Tewkesbury (ASC)	d																		
Worcestershire Parkway (WOP)	d			1114	1126							1214	1226						
University (UNI)	d			1139								1239							
Birmingham New Street (BHM)	12 d			1149	1203		1209	1227				1249	1303		1309	1328			
Water Orton (WTO)	d																		
Wilnecote (WNE)	d														1324				
Tamworth (TAM)	d			1208	1220		1226					1308			1328				
Burton-on-Trent (BUT)	d			1220			1237					1320	1326		1340				
Willington (WIL)	d						1243												
Crewe (CRE)	10 d					1126								1226					
Alsager (ASG)	d					1135								1235					
Kidsgrove (KDG)	d					1140								1240					
Longport (LPT)	d																		
Stoke-on-Trent (SOT)	d					1149								1249					
Longton (LGN)	d					1155								1255					
Blythe Bridge (BYB)	d					1201								1301					
Uttoxeter (UTT)	d					1214								1314					
Tutbury & Hatton (TUT)	d					1224								1324					
Peartree (PEA)	d																		
Matlock (MAT)	d								1241									1341	
Matlock Bath (MTB)	d								1244									1344	
Cromford (CMF)	d								1247									1347	
Whatstandwell (WTS)	d								1253									1353	
Ambergate (AMB)	d								1259									1359	
Belper (BLP)	d								1305									1405	
Duffield (DFI)	d								1310									1410	
Derby (DBY)	6 a			1231	1241	1241	1253	1257	1317			1331	1336	1340	1352	1358		1417	
Derby (DBY)	6 d		1232	1237		1247	1259		1318		1332	1336		1347	1359			1418	
Spondon (SPO)	d								1323									1423	
Long Eaton (LGE)	d		1240a	1246		1256			1330		1340a	1347f		1356				1430	
Attenborough (ATB)	d					1306		1315						1406			1415		
Beeston (BEE)	d	1243		1254		1310		1319	1338	1344		1356		1410			1419	1438	
Nottingham (NOT)	8 a	1250		1303		1317	1322		1326	1346	1350		1402		1417	1422		1426	1446
Newark Castle (NCT)	a					1359			1413					1501				1513	
Lincoln (LCN)	a					1428			1442					1527				1544	
Grimsby Town (GMB)	a								1537										

NOTES (see introductory pages for explanation of train operator codes and standard symbols)

a Arrival time
d Departure time
f Arrives 3 minutes earlier

B From Sheffield to London St Pancras Intl
D From Leicester
F To Cleethorpes
G From London St Pancras Intl
H From Reading to Newcastle
K From Plymouth to Edinburgh
M From Reading to York
N From Plymouth to Aberdeen

Bristol, Cardiff, Birmingham, Crewe, Stoke-on-Trent, Matlock and Derby to Nottingham

Saturdays

Operator Days of operation/Notes 1st Class/Reservations/Bus/Ferry Catering facilities	EM G	EM B	XC ◇	XC K ◇	EM	XC ◇	XC H ◇	EM D	EM F	EM G	EM B	XC ◇	XC P ◇	EM	XC ◇	EM L	EM	EM G
Bristol Temple Meads (BRI)	10 d			1232									1333					
Bristol Parkway (BPW)	7 d			1242f									1342					
Cardiff Central (CDF)	7 d		1145									1245						
Newport (South Wales) (NWP)	d		1159									1259						
Chepstow (CPW)	d		1216									1316						
Lydney (LYD)	d																	
Gloucester (GCR)	7 d		1245									1349						
Cheltenham Spa (CNM)	d		1255	1312								1359	1412					
Ashchurch for Tewkesbury (ASC)	d		1303															
Worcestershire Parkway (WOP)	d		1314	1326								1414	1426					
University (UNI)	d		1339									1439						
Birmingham New Street (BHM)	12 d		1349	1403		1409	1428					1449	1503		1509			
Water Orton (WTO)	d																	
Wilnecote (WNE)	d					1424									1524			
Tamworth (TAM)	d		1406	1419		1428						1506			1528			
Burton-on-Trent (BUT)	d		1417			1440						1517	1526		1540			
Willington (WIL)	d														1546			
Crewe (CRE)	10 d				1326									1426				
Alsager (ASG)	d				1335									1435				
Kidsgrove (KDG)	d				1340									1440				
Longport (LPT)	d																	
Stoke-on-Trent (SOT)	d				1349									1449				
Longton (LGN)	d				1355									1455				
Blythe Bridge (BYB)	d				1401									1501				
Utttoxeter (UTT)	d				1414									1514				
Tutbury & Hatton (TUT)	d				1424									1524				
Peartree (PEA)	d																	
Matlock (MAT)	d								1441								1541	
Matlock Bath (MTB)	d								1444								1544	
Cromford (CMF)	d								1447								1547	
Whatstandwell (WTS)	d								1453								1553	
Ambergate (AMB)	d								1459								1559	
Belper (BLP)	d								1505								1605	
Duffield (DFI)	d								1510								1610	
Derby (DBY)	6 a		1430	1441	1441	1452	1458		1517			1530	1537	1541	1555		1617	
Derby (DBY)	6 d		1432	1437		1447	1459		1518		1532	1537		1547	1559		1618	
Spondon (SPO)	d								1523								1623	
Long Eaton (LGE)	d		1440a	1446		1456			1530		1540a	1546		1556			1630	
Attenborough (ATB)	d					1506		1515						1606		1615		
Beeston (BEE)	d	1444		1454		1510		1519	1538	1544		1556		1610		1619	1638	1644
Nottingham (NOT)	8 a	1450		1501		1517	1522	1526	1546	1550		1602		1617	1622	1630	1646	1650
Newark Castle (NCT)	a					1559			1615					1701			1719	
Lincoln (LCN)	a					1626			1642					1727			1752	
Grimsby Town (GMB)	a								1737									

NOTES (see introductory pages for explanation of train operator codes and standard symbols)

- a Arrival time
d Departure time
f Arrives 3 minutes earlier

- B From Sheffield to London St Pancras Intl
D From Leicester
F To Cleethorpes
G From London St Pancras Intl
H From Reading to Newcastle
K From Plymouth to Edinburgh
L From Leicester to Liverpool Lime Street
P From Plymouth to Glasgow Central

Bristol, Cardiff, Birmingham, Crewe, Stoke-on-Trent, Matlock and Derby to Nottingham

Saturdays

Operator Days of operation/Notes 1st Class/Reservations/Bus/Ferry Catering facilities	EM B	XC ◇	XC P 1◇ ⚡	EM D	XC ◇	XC H 1◇ ⚡	EM F	EM G	EM B	XC ◇	XC Q 1◇ ⚡	EM D	XC ◇	XC M 1◇ ⚡	EM B	EM
Bristol Temple Meads (BRI)	10 d		1433								1533					
Bristol Parkway (BPW)	7 d		1442								1542					
Cardiff Central (CDF)	7 d		1345							1445						
Newport (South Wales) (NWP)	d		1359							1459						
Chepstow (CPW)	d									1516						
Lydney (LYD)	d		1423													
Gloucester (GCR)	7 d		1449							1549						
Cheltenham Spa (CNM)	d		1459	1512						1559	1612					
Ashchurch for Tewkesbury (ASC)	d															
Worcestershire Parkway (WOP)	d		1514	1526						1614	1626					
University (UNI)	d		1539							1639						
Birmingham New Street (BHM)	12 d		1549	1603		1609	1628			1649	1703			1709	1728	
Water Orton (WTO)	d															
Wilnecote (WNE)	d					1624								1724		
Tamworth (TAM)	d		1606	1620		1628				1706				1728		
Burton-on-Trent (BUT)	d		1617			1640				1717	1726			1740		
Willington (WIL)	d															
Crewe (CRE)	10 d			1526								1626				
Alsager (ASG)	d			1535								1635				
Kidsgrove (KDG)	d			1540								1640				
Longport (LPT)	d															
Stoke-on-Trent (SOT)	d			1549								1649				
Longton (LGN)	d			1555								1655				
Blythe Bridge (BYB)	d			1601								1701				
Utttoxeter (UTT)	d			1614								1714				
Tutbury & Hatton (TUT)	d			1624								1724				
Peartree (PEA)	d											1739				
Matlock (MAT)	d						1641									1741
Matlock Bath (MTB)	d						1644									1744
Cromford (CMF)	d						1647									1747
Whatstandwell (WTS)	d						1653									1753
Ambergate (AMB)	d						1659									1759
Belper (BLP)	d						1705								1757	1805
Duffield (DFI)	d						1710									1810
Derby (DBY)	6 a		1630	1641	1641	1652	1658	1717		1730	1736	1743		1751	1758	1806
Derby (DBY)	6 d	1632	1636		1647		1701		1718		1732	1737		1747		1818
Spondon (SPO)	d								1723					1801		1823
Long Eaton (LGE)	d	1640a	1645		1656		1710		1730		1740a	1746		1756	1810	1830
Attenborough (ATB)	d				1706	1712							1806	1812		
Beeston (BEE)	d		1653		1710	1716	1720		1738	1744		1754		1810	1816	1838
Nottingham (NOT)	8 a		1703		1717	1724	1727		1746	1750		1801		1817	1823	1845
Newark Castle (NCT)	a				1758				1813					1901		1919
Lincoln (LCN)	a				1834				1840							1950
Grimsby Town (GMB)	a							1937								

NOTES (see introductory pages for explanation of train operator codes and standard symbols)

- a** Arrival time
d Departure time
B From Sheffield to London St Pancras Intl
D From Leicester
F To Cleethorpes
G From London St Pancras Intl
H From Reading to Newcastle
M From Reading to York
P From Plymouth to Glasgow Central
Q From Penzance to Edinburgh

Bristol, Cardiff, Birmingham, Crewe, Stoke-on-Trent, Matlock and Derby to Nottingham

Saturdays

Operator Days of operation/Notes 1st Class/Reservations/Bus/Ferry Catering facilities	EM G	EM B	XC ◇	XC K ◇	EM ◇	XC ◇	EM D	EM	EM G	EM B	XC ◇	XC R ◇	EM	XC ◇	XC H ◇	EM D	EM	EM G
Bristol Temple Meads (BRI)	10 d			1633								1733						
Bristol Parkway (BPW)	7 d			1642								1742						
Cardiff Central (CDF)	7 d		1545								1645							
Newport (South Wales) (NWP)	d		1559								1659							
Chepstow (CPW)	d		1616															
Lydney (LYD)	d										1725							
Gloucester (GCR)	7 d		1645								1749							
Cheltenham Spa (CNM)	d		1655	1712							1759	1812						
Ashchurch for Tewkesbury (ASC)	d		1703															
Worcestershire Parkway (WOP)	d		1714	1726							1814	1826						
University (UNI)	d		1739								1839							
Birmingham New Street (BHM)	12 d		1749	1803		1809					1849	1903		1909	1927			
Water Orton (WTO)	d																	
Wilnecote (WNE)	d					1824								1924				
Tamworth (TAM)	d		1806	1819		1828					1906			1928				
Burton-on-Trent (BUT)	d		1817			1840					1919	1926		1940				
Willington (WIL)	d					1846												
Crewe (CRE)	10 d				1726								1826					
Alsager (ASG)	d				1735								1835					
Kidsgrove (KDG)	d				1740								1840					
Longport (LPT)	d																	
Stoke-on-Trent (SOT)	d				1749								1849					
Longton (LGN)	d				1755								1855					
Blythe Bridge (BYB)	d				1801								1901					
Uttoxeter (UTT)	d				1814								1914					
Tutbury & Hatton (TUT)	d				1824								1924					
Peartree (PEA)	d																	
Matlock (MAT)	d							1841									1941	
Matlock Bath (MTB)	d							1844									1944	
Cromford (CMF)	d							1847									1947	
Whatstandwell (WTS)	d							1853									1953	
Ambergate (AMB)	d							1859									1959	
Belper (BLP)	d							1905									2005	
Duffield (DFI)	d							1910									2010	
Derby (DBY)	6 a		1830	1841	1840	1854		1917			1930	1936	1941	1951	1957		2017	
Derby (DBY)	6 d		1832	1836		1847	1858		1918		1932	1936		1947	1959		2018	
Spondon (SPO)	d							1923									2023	
Long Eaton (LGE)	d		1840a	1845		1856	1907		1930		1940a	1945		1956			2030	
Attenborough (ATB)	d					1906		1924						2006		2021		
Beeston (BEE)	d	1844		1853		1910	1915	1928	1938	1943		1953		2010		2025	2038	2043
Nottingham (NOT)	8 a	1852		1859		1917	1922	1935	1946	1951		1959		2017	2020	2031	2045	2049
Newark Castle (NCT)	a					2000			2012								2120	
Lincoln (LCN)	a								2043								2151	
Grimsby Town (GMB)	a																	

NOTES (see introductory pages for explanation of train operator codes and standard symbols)

- a Arrival time
d Departure time
- B From Sheffield to London St Pancras Intl
D From Leicester
G From London St Pancras Intl
H From Reading to Newcastle
K From Plymouth to Edinburgh
R From Plymouth to York

Bristol, Cardiff, Birmingham, Crewe, Stoke-on-Trent, Matlock and Derby to Nottingham

Saturdays

Operator Days of operation/Notes 1st Class/Reservations/Bus/Ferry Catering facilities	EM B	XC ◇	XC S 11◇ 11	EM	XC H 11◇ 11	EM D	EM	EM G	EM T	XC ◇	XC S 11◇ 11	EM	EM D	EM	EM G	EM U	EM	XC V 11◇ 11
Bristol Temple Meads (BRI)	10 d		1833								1933							2033
Bristol Parkway (BPW)	7 d		1842								1942							2042
Cardiff Central (CDF)	7 d		1745							1845								
Newport (South Wales) (NWP)	d		1759							1859								
Chepstow (CPW)	d		1816							1916								
Lydney (LYD)	d																	
Gloucester (GCR)	7 d		1845							1949								
Cheltenham Spa (CNM)	d		1855	1912						1959	2012							2112
Ashchurch for Tewkesbury (ASC)	d		1903															
Worcestershire Parkway (WOP)	d		1914	1926						2014	2026							2126
University (UNI)	d		1939							2039								
Birmingham New Street (BHM)	12 d		1949	2003	2025					2049	2103							2203
Water Orton (WTO)	d																	
Wilnecote (WNE)	d		2004							2104								
Tamworth (TAM)	d		2008	2020						2108	2119							2219
Burton-on-Trent (BUT)	d		2020		2049					2120	2130							2230
Willington (WIL)	d																	
Crewe (CRE)	10 d			1926								2026						2126
Alsager (ASG)	d			1935								2035						2135
Kidsgrove (KDG)	d			1940								2040						2140
Longport (LPT)	d																	2146
Stoke-on-Trent (SOT)	d			1949								2049						2151
Longton (LGN)	d			1955								2055						2157
Blythe Bridge (BYB)	d			2001								2101						2204
Utttoxeter (UTT)	d			2014								2114						2216
Tutbury & Hatton (TUT)	d			2024								2124						2226
Peartree (PEA)	d																	
Matlock (MAT)	d						2041								2130			
Matlock Bath (MTB)	d						2044								2133			
Cromford (CMF)	d						2047								2136			
Whatstandwell (WTS)	d						2053								2142			
Ambergate (AMB)	d						2059								2148			
Belper (BLP)	d						2105								2154	2228		
Duffield (DFI)	d						2109								2159			
Derby (DBY)	6 a		2031	2041	2040	2100		2116		2134	2140	2139		2206		2236	2241	2242
Derby (DBY)	6 d	2032	2036		2047			2118		2135	2139		2151		2210			
Spondon (SPO)	d							2123			2143				2215			
Long Eaton (LGE)	d	2040a	2045		2056			2130		2143a	2150		2200		2222			
Attenborough (ATB)	d				2108	2122		2137					2207	2214	2229			
Beeston (BEE)	d		2053		2112	2126	2141	2145		2157			2211	2218	2233	2242		
Nottingham (NOT)	8 a		2059		2120	2136	2148	2151		2203			2218	2224	2240	2248		
Newark Castle (NCT)	a						2215											
Lincoln (LCN)	a						2248											
Grimsby Town (GMB)	a																	

NOTES (see introductory pages for explanation of train operator codes and standard symbols)

- a Arrival time
d Departure time
- B From Sheffield to London St Pancras Intl
D From Leicester
G From London St Pancras Intl
H From Reading to Newcastle
S From Plymouth to Leeds
T From Sheffield to Leicester
U From Sheffield
V From Plymouth

Bristol, Cardiff, Birmingham, Crewe, Stoke-on-Trent, Matlock and Derby to Nottingham

Saturdays

Operator Days of operation/Notes	XC W	EM	XC	EM D	EM SUM X	EM
1st Class/Reservations/Bus/Ferry Catering facilities	◇		◇		⚓	
Bristol Temple Meads (BRI) 10 d						
Bristol Parkway (BPW) 7 d						
Cardiff Central (CDF) 7 d	2000		2049			
Newport (South Wales) (NWP) d	2013		2102			
Chepstow (CPW) d	2035					
Lydney (LYD) d	2044					
Gloucester (GCR) 7 d	2106		2149			
Cheltenham Spa (CNM) d	2117		2159			
Ashchurch for Tewkesbury (ASC) d	2124					
Worcestershire Parkway (WOP) d			2214			
University (UNI) d	2200		2239			
Birmingham New Street (BHM) 12 d	2210		2249			
Water Orton (WTO) d						
Wilnecote (WNE) d			2304			
Tamworth (TAM) d	2229		2308			
Burton-on-Trent (BUT) d	2240		2320			
Willington (WIL) d	2246					
Crewe (CRE) 10 d						
Alsager (ASG) d						
Kidsgrove (KDG) d						
Longport (LPT) d						
Stoke-on-Trent (SOT) d						
Longton (LGN) d						
Blythe Bridge (BYB) d						
Uttoxeter (UTT) d						
Tutbury & Hatton (TUT) d						
Peartree (PEA) d						
Matlock (MAT) d		2219				2312
Matlock Bath (MTB) d		2222				2315
Cromford (CMF) d		2225				2318
Whatstandwell (WTS) d		2231				2323
Ambergate (AMB) d		2237				2329
Belper (BLP) d		2244				2333
Duffield (DFI) d		2249				2338
Derby (DBY) 6 a	2255	2256	2331			2345
Derby (DBY) 6 d	2300	2309				2351
Spondon (SPO) d		2314				2356
Long Eaton (LGE) d	2309	2321				0003
Attenborough (ATB) d		2328		2357		0011
Beeston (BEE) d	2317	2332		0002	0007	0015
Nottingham (NOT) 8 a	2323	2340		0008	0013	0021
Newark Castle (NCT) a						
Lincoln (LCN) a						
Grimsby Town (GMB) a						

NOTES (see introductory pages for explanation of train operator codes and standard symbols)

- a** Arrival time
d Departure time

D From Leicester
W Also calls at Severn Tunnel Jn 2024 and Caldicot 2027
X From London St Pancras Intl to Derby

SUM Sunday mornings

Bristol, Cardiff, Birmingham, Crewe, Stoke-on-Trent, Matlock and Derby to Nottingham

Sundays

Operator Days of operation/Notes 1st Class/Reservations/Bus/Ferry Catering facilities	EM A	EM	EM	EM B	XC C 1◇	EM D	EM B	EM	EM E	XC C 1◇	EM	EM B	EM E	XC C 1◇	EM	EM B	XC C 1◇	EM E
Bristol Temple Meads (BRI)	10 d													0915				
Bristol Parkway (BPW)	7 d													0924				
Cardiff Central (CDF)	7 d																	
Newport (South Wales) (NWP)	d																	
Chepstow (CPW)	d																	
Lydney (LYD)	d																	
Gloucester (GCR)	7 d													1002				
Cheltenham Spa (CNM)	d													1011				
Ashchurch for Tewkesbury (ASC)	d																	
Worcestershire Parkway (WOP)	d																	
University (UNI)	d																	
Birmingham New Street (BHM)	12 d				0903					1003				1103			1149	
Water Orton (WTO)	d																	
Wilnecote (WNE)	d																	
Tamworth (TAM)	d				0919					1019				1119			1206	
Burton-on-Trent (BUT)	d				0930					1030				1130			1218	
Willington (WIL)	d																	
Crewe (CRE)	10 d																	
Alsager (ASG)	d																	
Kidsgrove (KDG)	d																	
Longport (LPT)	d																	
Stoke-on-Trent (SOT)	d																	
Longton (LGN)	d																	
Blythe Bridge (BYB)	d																	
Uttoxeter (UTT)	d																	
Tutbury & Hatton (TUT)	d																	
Peartree (PEA)	d																	
Matlock (MAT)	d					0909					1035				1141			
Matlock Bath (MTB)	d					0912					1038				1144			
Cromford (CMF)	d					0915					1041				1147			
Whatstandwell (WTS)	d					0921					1047				1153			
Ambergate (AMB)	d			0825		0926					1053				1159			
Belper (BLP)	d			0830		0932					1059				1205			
Duffield (DFI)	d			0835		0936					1103				1209			
Derby (DBY)	6 a			0842	0940	0943				1040	1110			1140	1216		1229	
Derby (DBY)	6 d	0757	0813	0843	0854	0945	0954	1026			1112	1125			1218	1226	1233	
Spondon (SPO)	d			0848		0950					1117				1223			
Long Eaton (LGE)	d	0804a	0821	0855	0901a	0957	1001a	1034			1124	1133a			1230	1233a		
Attenborough (ATB)	d		0828	0902		1004					1131				1237			
Beeston (BEE)	d		0832	0906		1008		1043	1049		1135		1153		1241			1252
Nottingham (NOT)	8 a		0839	0916		1014		1050	1056		1141		1159		1247		1253	1258
Newark Castle (NCT)	a			1010		1048					1220				1330			
Lincoln (LCN)	a			1043		1116					1252				1400			
Grimsby Town (GMB)	a					1213												

NOTES (see introductory pages for explanation of train operator codes and standard symbols)

a Arrival time

d Departure time

A To London St Pancras Intl

B From Sheffield to London St Pancras Intl

C To Edinburgh

D To Cleethorpes

E From London St Pancras Intl

Bristol, Cardiff, Birmingham, Crewe, Stoke-on-Trent, Matlock and Derby to Nottingham

Sundays

Operator Days of operation/Notes 1st Class/Reservations/Bus/Ferry Catering facilities	XC C 11	XC F 11	EM D	EM B	XC ◇	XC G 11	EM E	XC H 11	EM	EM B	XC ◇	XC J 11	XC K 11	EM E	EM	EM	EM B	XC ◇
Bristol Temple Meads (BRI)	10 d	1031				1131						1231						
Bristol Parkway (BPW)	7 d	1040				1140						1240						
Cardiff Central (CDF)	7 d											1145						
Newport (South Wales) (NWP)	d											1159						
Chepstow (CPW)	d																	
Lydney (LYD)	d																	
Gloucester (GCR)	7 d											1249						
Cheltenham Spa (CNM)	d	1111				1211						1259	1311					
Ashchurch for Tewkesbury (ASC)	d																	
Worcestershire Parkway (WOP)	d											1314						
University (UNI)	d											1339						
Birmingham New Street (BHM)	12 d	1203	1245			1249	1303	1345				1349	1403	1428				1449
Water Orton (WTO)	d																	
Wilnecote (WNE)	d																	1504
Tamworth (TAM)	d	1219				1306						1406	1419					1508
Burton-on-Trent (BUT)	d					1318	1326					1418						1520
Willington (WIL)	d																	
Crewe (CRE)	10 d																1410	
Alsager (ASG)	d																1419	
Kidsgrove (KDG)	d																1423	
Longport (LPT)	d																	
Stoke-on-Trent (SOT)	d																1432	
Longton (LGN)	d																1438	
Blythe Bridge (BYB)	d																1445	
Uttoxeter (UTT)	d																1457	
Tutbury & Hatton (TUT)	d																1507	
Peartree (PEA)	d																	
Matlock (MAT)	d			1241					1341						1441			
Matlock Bath (MTB)	d			1244					1344						1444			
Cromford (CMF)	d			1247					1347						1447			
Whatstandwell (WTS)	d			1253					1353						1453			
Ambergate (AMB)	d			1259					1359						1459			
Belper (BLP)	d			1305					1405						1505			
Duffield (DFI)	d			1309					1409						1509			
Derby (DBY)	6 a	1237	1315	1316		1330	1336	1415	1416		1429	1437	1458		1516	1520		1531
Derby (DBY)	6 d			1318	1326	1334			1418	1426	1433				1518		1526	1535
Spondon (SPO)	d			1323					1423						1523			
Long Eaton (LGE)	d			1330	1333a				1430	1433a					1530		1533a	
Attenborough (ATB)	d			1337					1437						1537			
Beeston (BEE)	d			1341			1422		1441				1527		1541			
Nottingham (NOT)	8 a			1347		1354	1429		1447		1453			1534	1547			1555
Newark Castle (NCT)	a			1420					1530						1620			
Lincoln (LCN)	a			1451					1600						1651			
Grimsby Town (GMB)	a			1549														

NOTES (see introductory pages for explanation of train operator codes and standard symbols)

- a Arrival time
d Departure time
- B From Sheffield to London St Pancras Intl
C To Edinburgh
D To Cleethorpes
E From London St Pancras Intl
F To Newcastle
G From Plymouth to Aberdeen
H To York
J From Plymouth to Glasgow Central
K From Reading to Newcastle

Bristol, Cardiff, Birmingham, Crewe, Stoke-on-Trent, Matlock and Derby to Nottingham

Sundays

Operator Days of operation/Notes 1st Class/Reservations/Bus/Ferry Catering facilities	XC L 1 ◇	EM E 1 P	XC M 1 ◇	EM	EM	EM B 1 P	XC ◇	XC L 1 ◇	EM E 1 P	XC K 1 ◇	EM	EM	EM B 1 P	EM E 1 P	XC ◇	XC N 1 ◇	EM	EM E 1 P
Bristol Temple Meads (BRI)	10 d	1331						1431								1531		
Bristol Parkway (BPW)	7 d	1340						1440								1540		
Cardiff Central (CDF)	7 d						1345											
Newport (South Wales) (NWP)	d						1359											
Chepstow (CPW)	d																	
Lydney (LYD)	d																	
Gloucester (GCR)	7 d						1449											
Cheltenham Spa (CNM)	d	1411					1459	1511								1611		
Ashchurch for Tewkesbury (ASC)	d																	
Worcestershire Parkway (WOP)	d						1514											
University (UNI)	d						1539											
Birmingham New Street (BHM)	12 d	1503		1528			1549	1603		1628					1649	1703		
Water Orton (WTO)	d																	
Wilnecote (WNE)	d																	
Tamworth (TAM)	d						1606	1619							1706			
Burton-on-Trent (BUT)	d	1526					1618								1718	1726		
Willington (WIL)	d																	
Crewe (CRE)	10 d				1510							1610						
Alsager (ASG)	d				1519							1619						
Kidsgrove (KDG)	d				1523							1623						
Longport (LPT)	d																	
Stoke-on-Trent (SOT)	d				1532							1632						
Longton (LGN)	d				1538							1638						
Blythe Bridge (BYB)	d				1545							1645						
Uttoxeter (UTT)	d				1557							1657						
Tutbury & Hatton (TUT)	d				1607							1707						
Peartree (PEA)	d																	
Matlock (MAT)	d			1542								1642						
Matlock Bath (MTB)	d			1545								1645						
Cromford (CMF)	d			1548								1648						
Whatstandwell (WTS)	d			1554								1654						
Ambergate (AMB)	d			1559								1659						
Belper (BLP)	d			1605								1705						
Duffield (DFI)	d			1609								1709						
Derby (DBY)	6 a	1536		1558	1616	1620		1629	1637		1658	1716	1720		1729	1736		
Derby (DBY)	6 d			1618		1626	1633					1718		1726		1736		1747
Spondon (SPO)	d			1623								1723						
Long Eaton (LGE)	d			1630		1633a						1730		1733a				
Attenborough (ATB)	d			1637								1737						
Beeston (BEE)	d		1611	1641					1711			1741			1745			1808
Nottingham (NOT)	8 a		1617	1647			1653		1717			1747			1751	1756	1807	1815
Newark Castle (NCT)	a			1720								1820						
Lincoln (LCN)	a			1748								1848						
Grimsby Town (GMB)	a																	

NOTES (see introductory pages for explanation of train operator codes and standard symbols)

a Arrival time
d Departure time

B From Sheffield to London St Pancras Intl
E From London St Pancras Intl
K From Reading to Newcastle
L From Plymouth to Edinburgh
M From Reading to York
N From Penzance to Edinburgh

Bristol, Cardiff, Birmingham, Crewe, Stoke-on-Trent, Matlock and Derby to Nottingham

Sundays

Operator Days of operation/Notes 1st Class/Reservations/Bus/Ferry Catering facilities	XC M 1 ◇	EM	EM	EM E P	EM B P	XC ◇	XC L 1 ◇	XC K 1 ◇	EM	EM	EM E P	EM B P	XC ◇	XC P 1 ◇	XC K 1 ◇	EM	EM	EM E P
Bristol Temple Meads (BRI)	10 d						1631							1731				
Bristol Parkway (BPW)	7 d						1640							1740				
Cardiff Central (CDF)	7 d					1545												
Newport (South Wales) (NWP)	d					1559												
Chepstow (CPW)	d																	
Lydney (LYD)	d																	
Gloucester (GCR)	7 d					1649												
Cheltenham Spa (CNM)	d					1659	1711							1811				
Ashchurch for Tewkesbury (ASC)	d																	
Worcestershire Parkway (WOP)	d					1714												
University (UNI)	d					1739												
Birmingham New Street (BHM)	12 d	1728				1749	1803	1828						1849	1903	1928		
Water Orton (WTO)	d																	
Wilnecote (WNE)	d													1904				
Tamworth (TAM)	d					1806	1819							1908				
Burton-on-Trent (BUT)	d					1818								1920	1926			
Willington (WIL)	d																	
Crewe (CRE)	10 d			1710							1810						1910	
Alsager (ASG)	d			1719							1819						1919	
Kidsgrove (KDG)	d			1723							1823						1923	
Longport (LPT)	d																	
Stoke-on-Trent (SOT)	d			1732							1832						1932	
Longton (LGN)	d			1738							1838						1938	
Blythe Bridge (BYB)	d			1745							1845						1945	
Utttoxeter (UTT)	d			1757							1857						1957	
Tutbury & Hatton (TUT)	d			1807							1907						2007	
Peartree (PEA)	d																	
Matlock (MAT)	d		1742							1842							1942	
Matlock Bath (MTB)	d		1745							1845							1945	
Cromford (CMF)	d		1748							1848							1948	
Whatstandwell (WTS)	d		1754							1854							1954	
Ambergate (AMB)	d		1759							1859							1959	
Belper (BLP)	d		1805							1905							2005	
Duffield (DFI)	d		1809							1909							2009	
Derby (DBY)	6 a	1758	1816	1820		1829	1837	1858	1916	1920			1931	1936	1958	2016	2020	
Derby (DBY)	6 d		1818		1826	1836			1918			1926	1937			2018		
Spondon (SPO)	d		1823						1923							2023		
Long Eaton (LGE)	d		1830		1833a				1930			1933a				2030		
Attenborough (ATB)	d		1837						1937							2037		
Beeston (BEE)	d		1841	1845					1941	1945						2041		2045
Nottingham (NOT)	8 a		1847	1851		1856			1947	1951			1957			2047		2051
Newark Castle (NCT)	a		1920						2020							2120		
Lincoln (LCN)	a		1951						2051							2151		
Grimsby Town (GMB)	a																	

NOTES (see introductory pages for explanation of train operator codes and standard symbols)

a Arrival time
d Departure time

B From Sheffield to London St Pancras Intl
E From London St Pancras Intl
K From Reading to Newcastle
L From Plymouth to Edinburgh
M From Reading to York
P From Plymouth to Leeds

Bristol, Cardiff, Birmingham, Crewe, Stoke-on-Trent, Matlock and Derby to Nottingham

Sundays

Operator Days of operation/Notes 1st Class/Reservations/Bus/Ferry Catering facilities	EM B	XC ◇	XC P 1◇ P	EM B	EM	EM	EM E	XC Q 1◇ P	EM E	EM	EM	XC P 1◇ P	EM R	EM	EM MM E
Bristol Temple Meads (BRI)	10 d		1831					1931				2032			
Bristol Parkway (BPW)	7 d		1840					1940				2041			
Cardiff Central (CDF)	7 d		1745												
Newport (South Wales) (NWP)	d		1759												
Chepstow (CPW)	d														
Lydney (LYD)	d														
Gloucester (GCR)	7 d		1849												
Cheltenham Spa (CNM)	d		1859	1911				2011				2111			
Ashchurch for Tewkesbury (ASC)	d														
Worcestershire Parkway (WOP)	d		1914												
University (UNI)	d		1939												
Birmingham New Street (BHM)	12 d		1949	2003				2103				2203			
Water Orton (WTO)	d														
Wilnecote (WNE)	d														
Tamworth (TAM)	d		2006	2019				2119				2219			
Burton-on-Trent (BUT)	d		2017					2130							
Willington (WIL)	d														
Crewe (CRE)	10 d					2010						2122			
Alsager (ASG)	d					2019						2131			
Kidsgrove (KDG)	d					2023						2136			
Longport (LPT)	d														
Stoke-on-Trent (SOT)	d					2032						2144			
Longton (LGN)	d					2038						2150			
Blythe Bridge (BYB)	d					2045						2156			
Uttoxeter (UTT)	d					2057						2209			
Tutbury & Hatton (TUT)	d					2107						2218			
Peartree (PEA)	d														
Matlock (MAT)	d				2042						2141			2256	
Matlock Bath (MTB)	d				2045						2144			2258	
Cromford (CMF)	d				2048						2147			2301	
Whatstandwell (WTS)	d				2054						2153			2306	
Ambergate (AMB)	d				2059						2159			2312	
Belper (BLP)	d				2105						2205			2318	
Duffield (DFI)	d				2110						2209			2323	
Derby (DBY)	6 a		2029	2037		2117	2120		2140		2216	2231	2237	2330	
Derby (DBY)	6 d	2026	2034		2103	2118					2218			2332	
Spondon (SPO)	d										2223				
Long Eaton (LGE)	d	2033a			2110a	2127					2230			2341	
Attenborough (ATB)	d					2134					2237			2348	
Beeston (BEE)	d					2138		2144		2206	2241		2320	2352	0023
Nottingham (NOT)	8 a		2056			2144		2150		2212	2248		2326	0001	0029
Newark Castle (NCT)	a														
Lincoln (LCN)	a														
Grimsby Town (GMB)	a														

NOTES (see introductory pages for explanation of train operator codes and standard symbols)

- a Arrival time
d Departure time
- B From Sheffield to London St Pancras Intl
E From London St Pancras Intl
P From Plymouth to Leeds
Q From Penzance to Leeds
R From London St Pancras Intl to Derby
- MM Monday mornings